



# FORECAST

IELTS WRITING NĂM 2025

Version 1



Mến chào các bạn,

Như một món quà nhân dịp năm mới, The SOL Education gửi tặng tới các bạn bộ **Forecast IELTS Writing 2025 – version 1**.

Bộ dự đoán gồm các đề Writing task 1 và Writing task 2 với nhiều dạng đề cũng như topic, được dự đoán có thể ra trong năm nay. Các bạn cũng nên luyện thêm những đề thi thật IELTS đã ra để có kho đề đa dạng hơn cho kì thi trên máy từ tháng 4 năm nay nhé.

Để chuẩn bị thật tốt cho kì thi IELTS sắp tới, các bạn hãy tìm hiểu và nắm chắc cách làm các dạng đề IELTS Writing, đặc biệt luyện tập những dạng đề, topic khó. Trên website [www.thesol.edu.vn](http://www.thesol.edu.vn) của chúng mình cũng cung cấp hàng trăm đề IELTS Writing task 1, task 2 kèm hướng dẫn, bài mẫu, từ vựng... để các bạn tham khảo khi cần thiết.

Nếu bạn nào đang gặp khó khăn trong quá trình luyện viết IELTS, cần được chấm chữa chi tiết để biết điểm mạnh, điểm yếu cũng như nâng cao band điểm thì SOL cũng có gói chấm – chữa IELTS Writing rất “hạt dẻ” dành cho các bạn nha:

- Chấm, chữa 1 bài kèm sample: 150K/bài
- Gói chấm, chữa kèm sample cho 5 bài: 600K
- Gói chấm, chữa kèm sample cho 10 bài: 1000K
- Gói chấm, chữa kèm sample cho 20 bài: 1600K.

Chúc các bạn học tốt và đạt band điểm IELTS mong muốn trong năm nay nhé!

Đừng quên ủng hộ chúng mình bằng cách follow trang Fanpage The SOL Education để được cập nhật các thông tin, bài học mới nhất nhé!

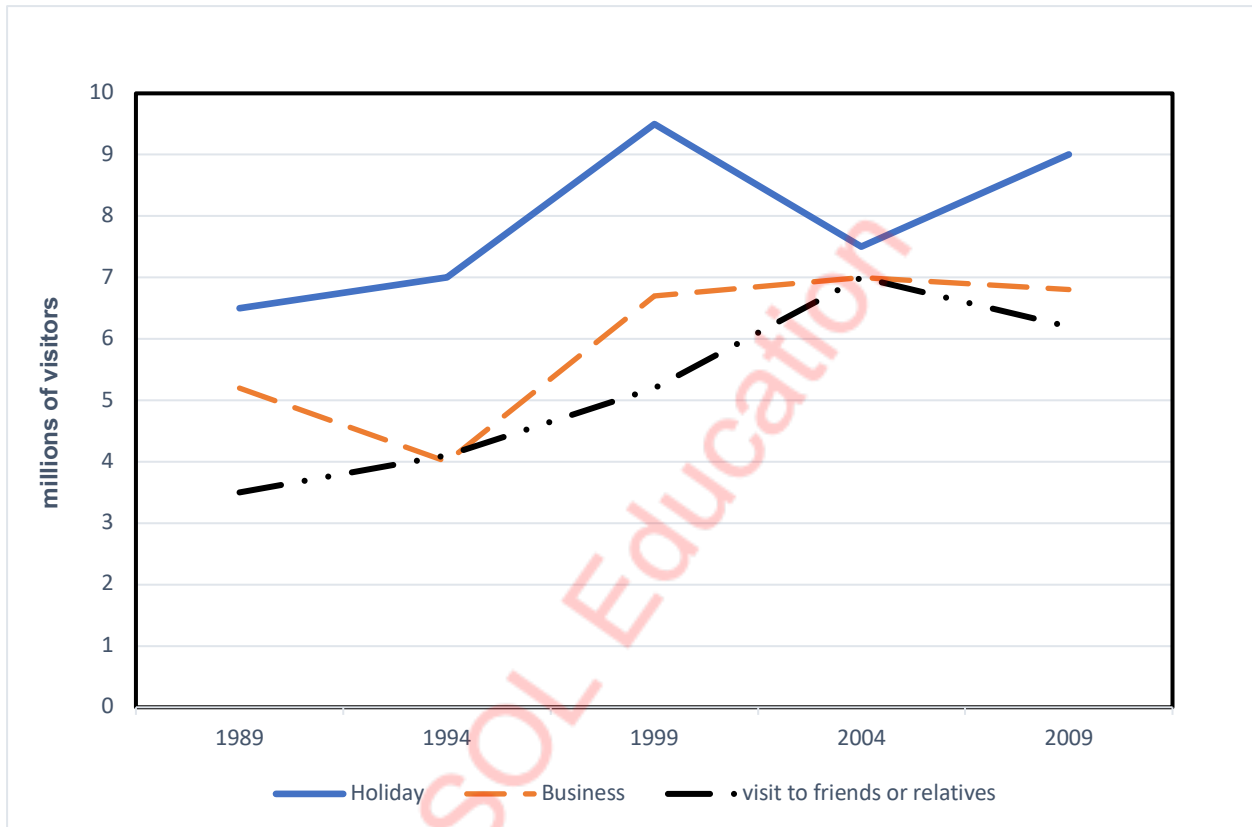
*The SOL Education team*

### ĐỀ 1

**Task 1:** The line graph shows the number of overseas visitors who came to the UK for different purposes between 1989 and 2009.

Summarize the information by describing the main features of the charts and making comparisons where appropriate

Write at least 150 words.



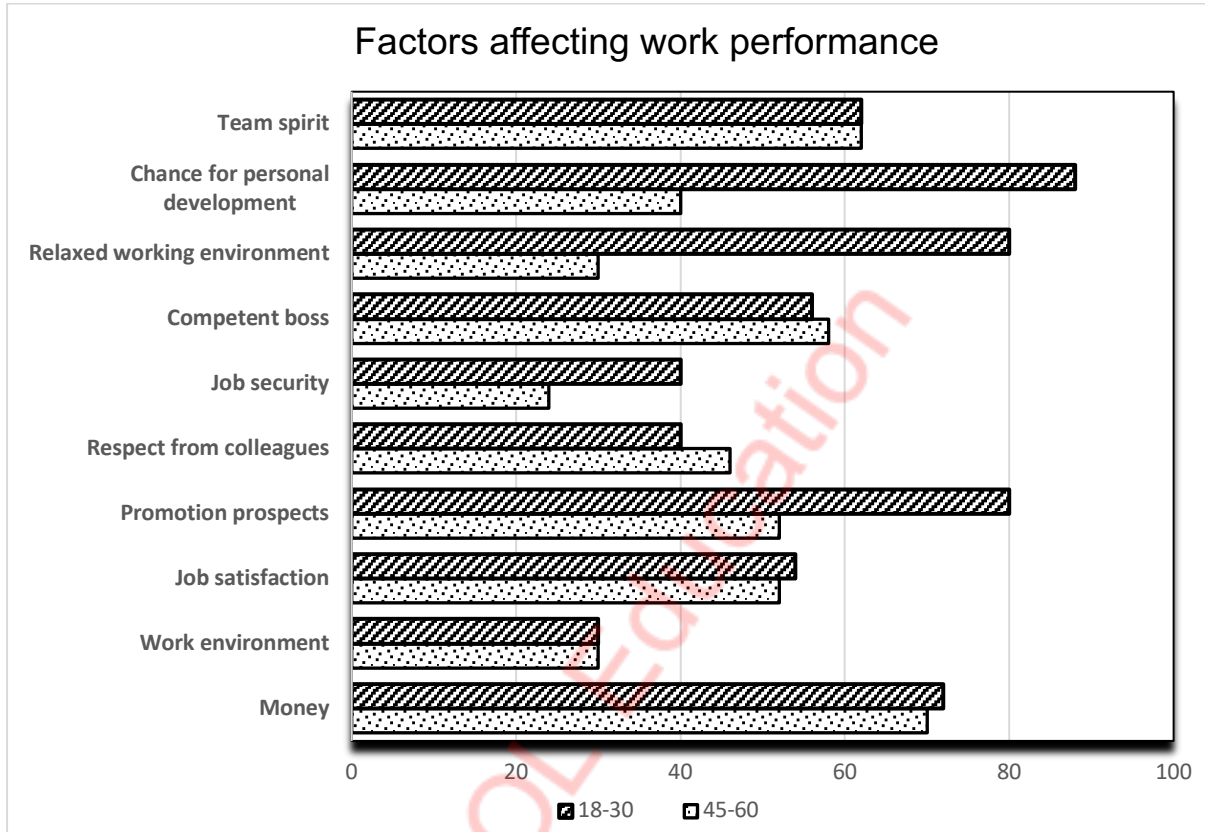
**Task 2 :** Directors of large organizations earn much higher salaries than ordinary employees do. Some people think it is necessary, but others are of the opinion that it is unfair.

Discuss both views and give your opinion.

Write at least 250 words.

**Đề 2**

**Task 1**

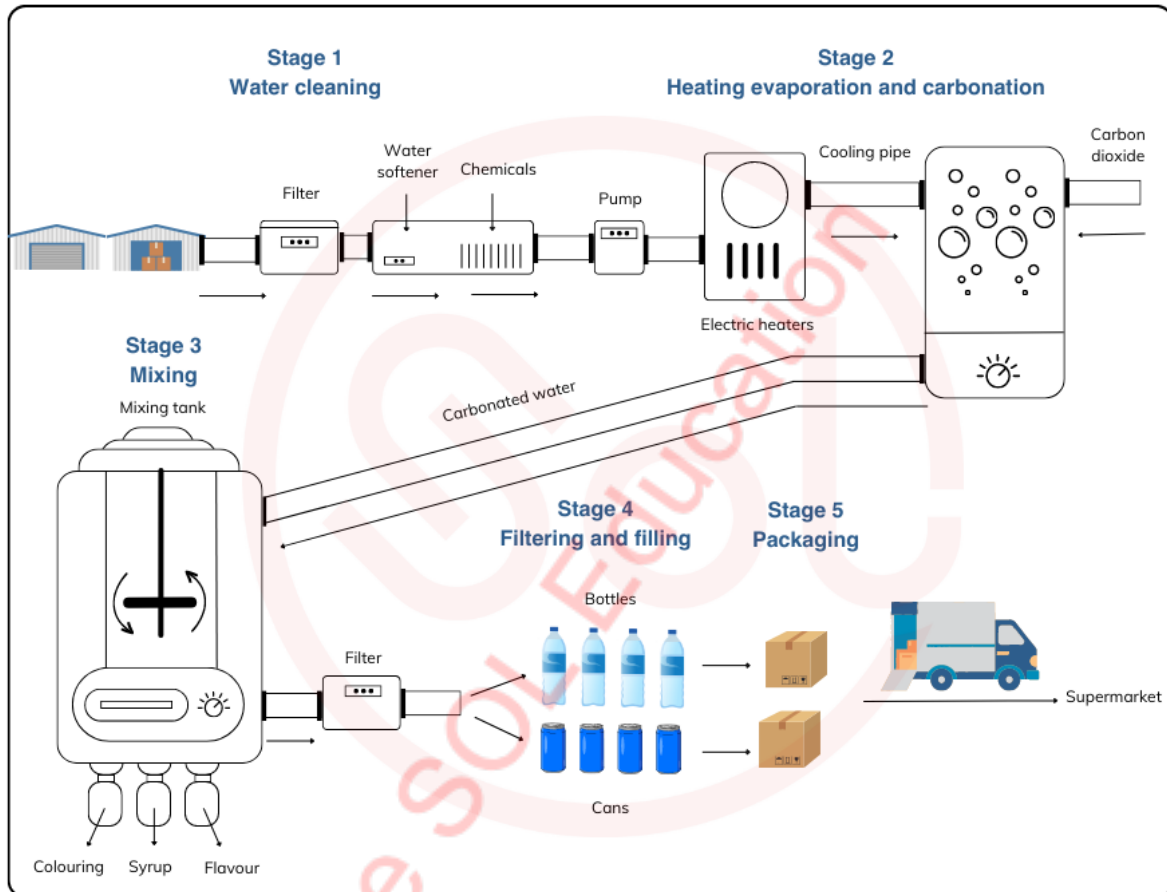


**Task 2 :** What are the advantages and disadvantages of living a number of different places during your childhood years?

**ĐỀ 3**

**Task 1 :** The diagram belows the process of producing bottled and canned carbonate drinks. Summarize the information by describing the main features of the charts and making comparisons where appropriate

Write at least 150 words.



**Task 2 :** In many countries, a small number of people earn extremely high salaries. Some people believe that this is good for the country, but others think that governments should not allow salaries above a certain level.

Discuss both these views and give your own opinion.

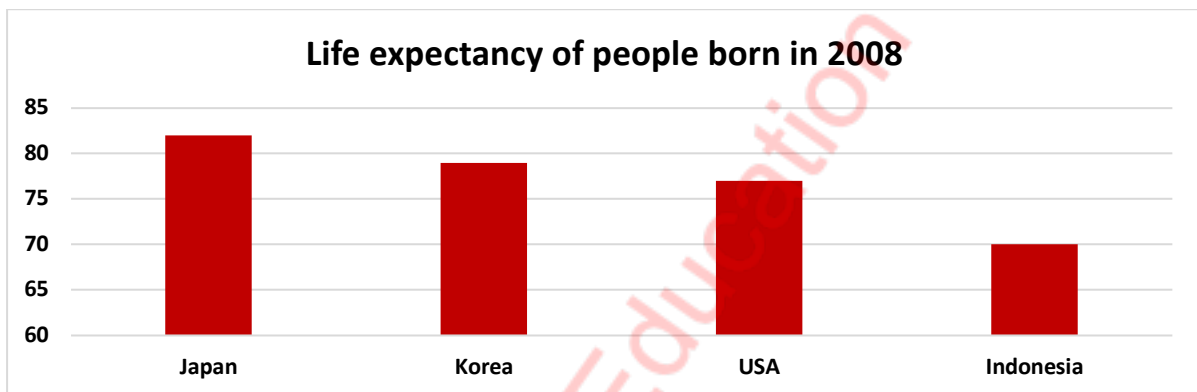
Write at least 250 words.

**ĐỀ 4**

**Task 1:** The bar chart gives information about the life expectancy in Japan, Korea, the United States, and Indonesia and the table shows the change in life expectancy between 1953 and 2008

Summarise the information by describing the main features of the charts and making comparisons where appropriate.

Write at least 150 words.



Increases in life expectancy between 1953 and 2008	
Japan	+3.5
Korea	+12.5
United States	+3
Indonesia	+15.7

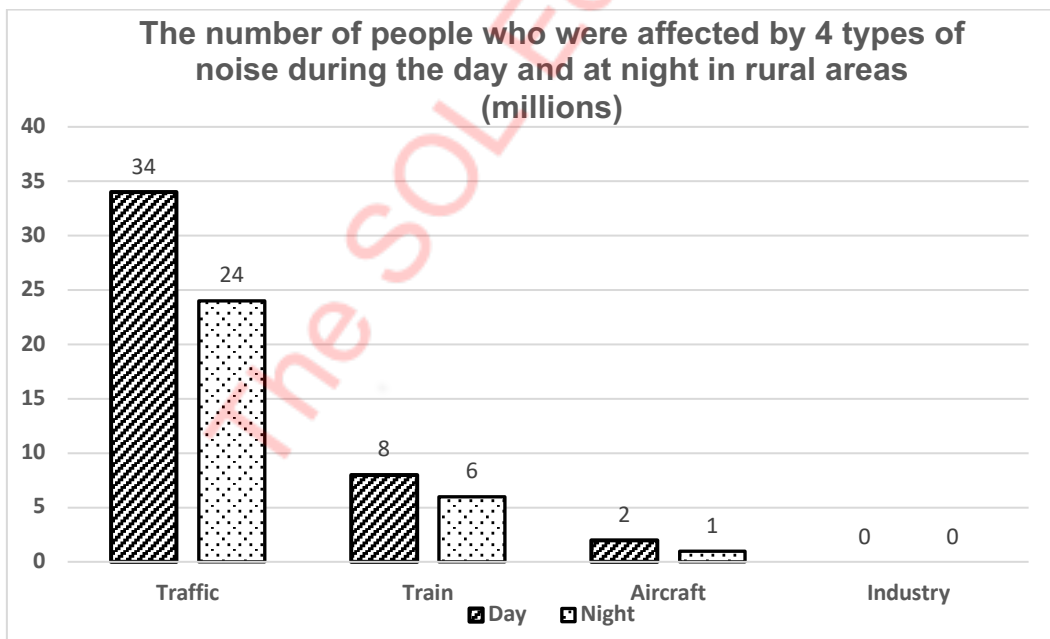
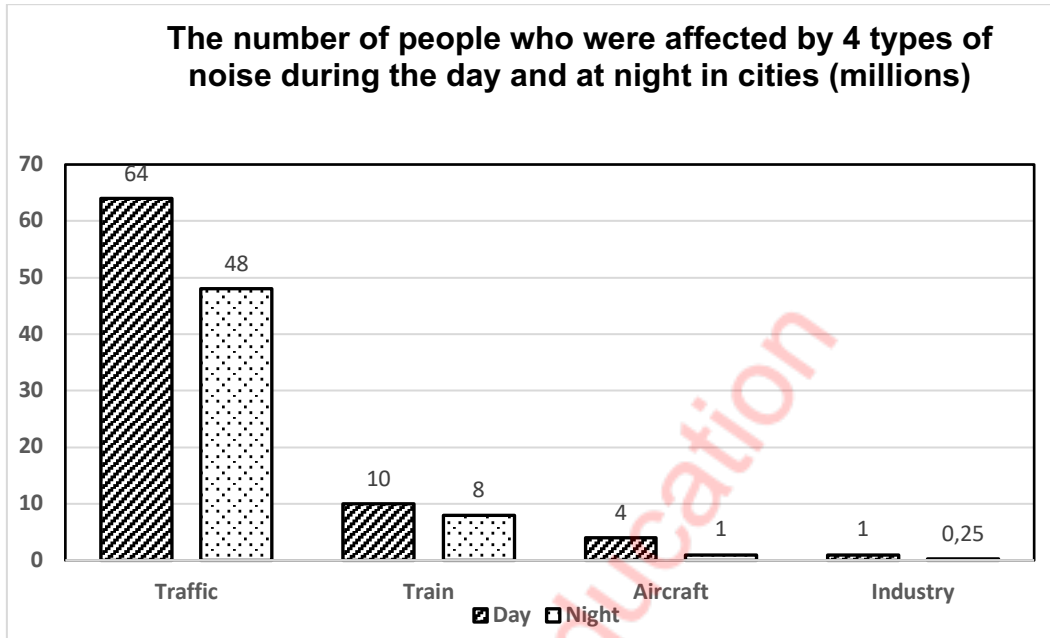
**Task 2:** Some people believe that children that commit crimes should be punished. Others think the parents should be punished instead.

Discuss both views and give your own opinion.

Write at least 250 words.

**ĐỀ 5**

**Task 1:** The charts below show the number of people in Europe who were affected by four types of noise by day and by night in cities and rural areas in 2007.



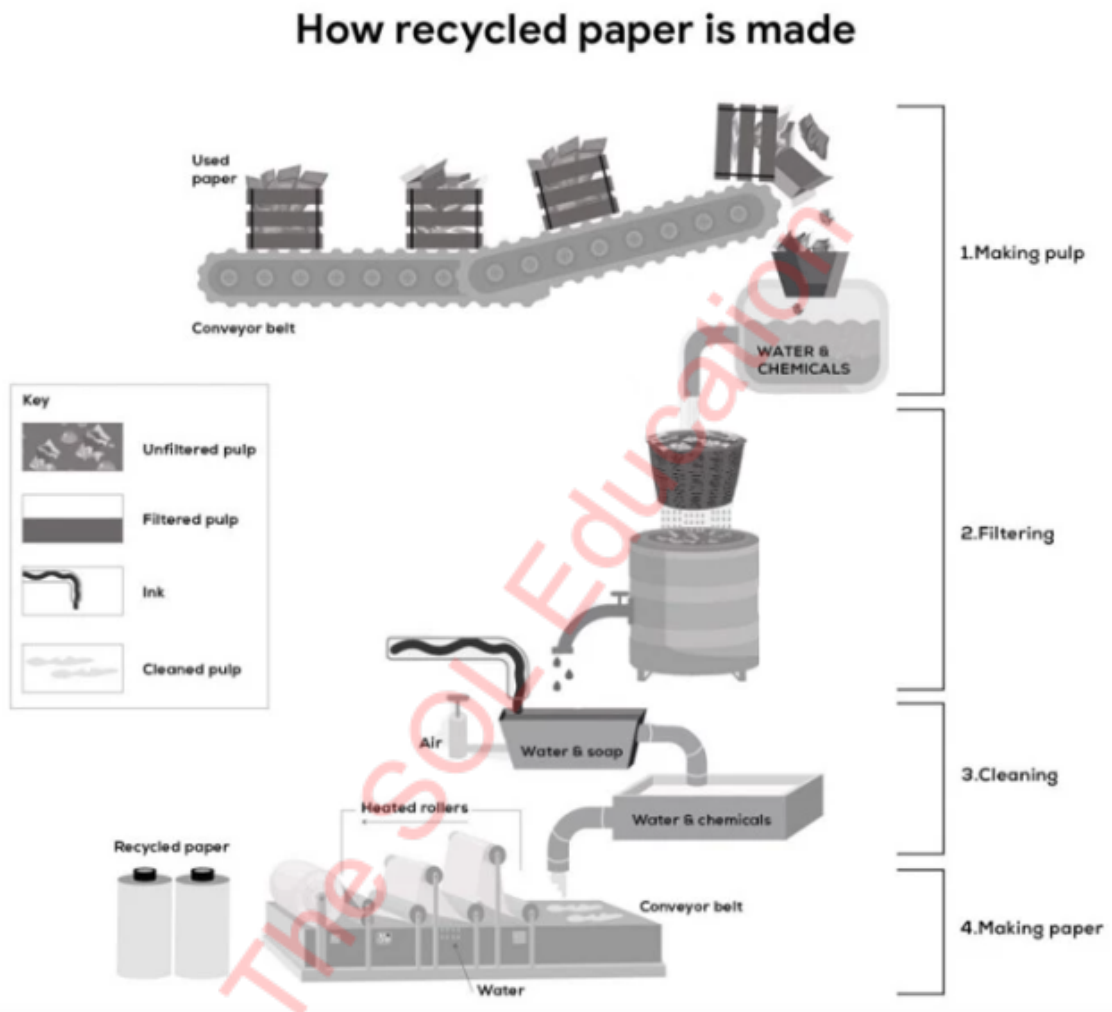
**Task 2:** Some people believe that car-free days are effective ways to reduce air pollution. However, others argue that there are other ways that are more effective.

**ĐỀ 6**

**Task 1:** The diagram below illustrate how recycled paper is made.

Summarise the information by describing the main features of the charts and making comparisons where appropriate.

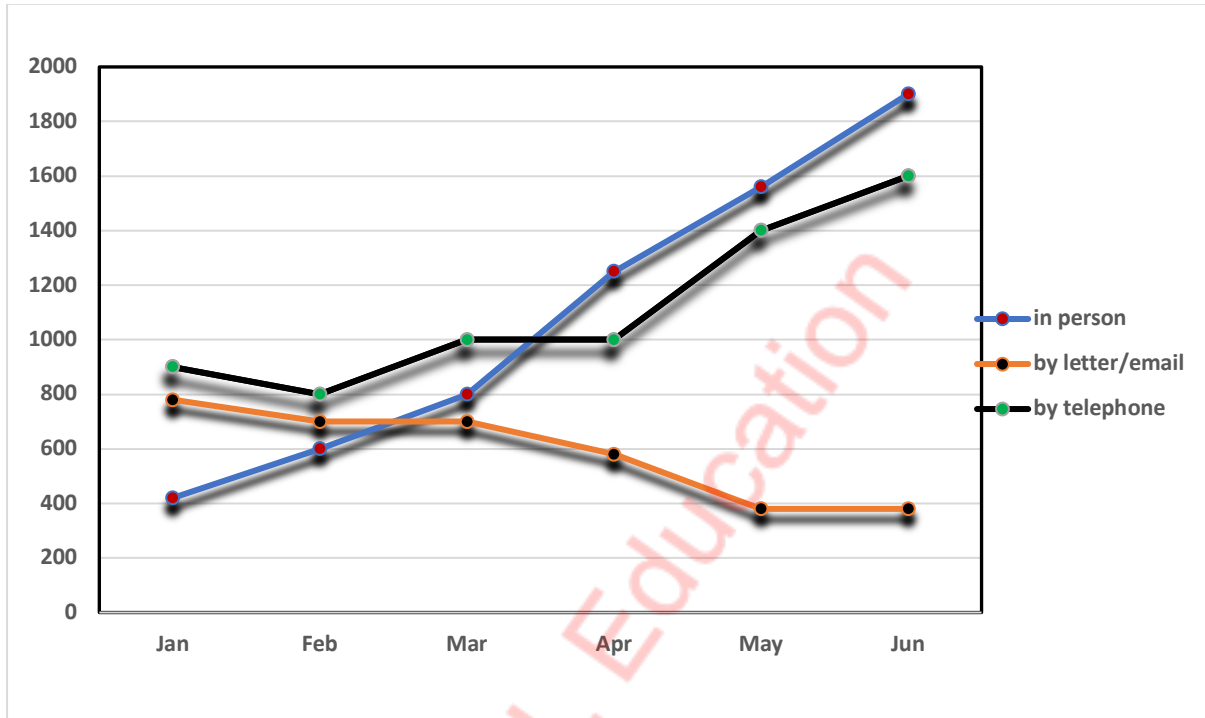
Write at least 150 words.



**Task 2:** In some parts of the world, many famous people are regarded as role models and they are having an increasing influence on the young.

Write at least 250 words.

**Task 1 :** The chart shows requests for information at a tourist office in the United Kingdom from January to June.

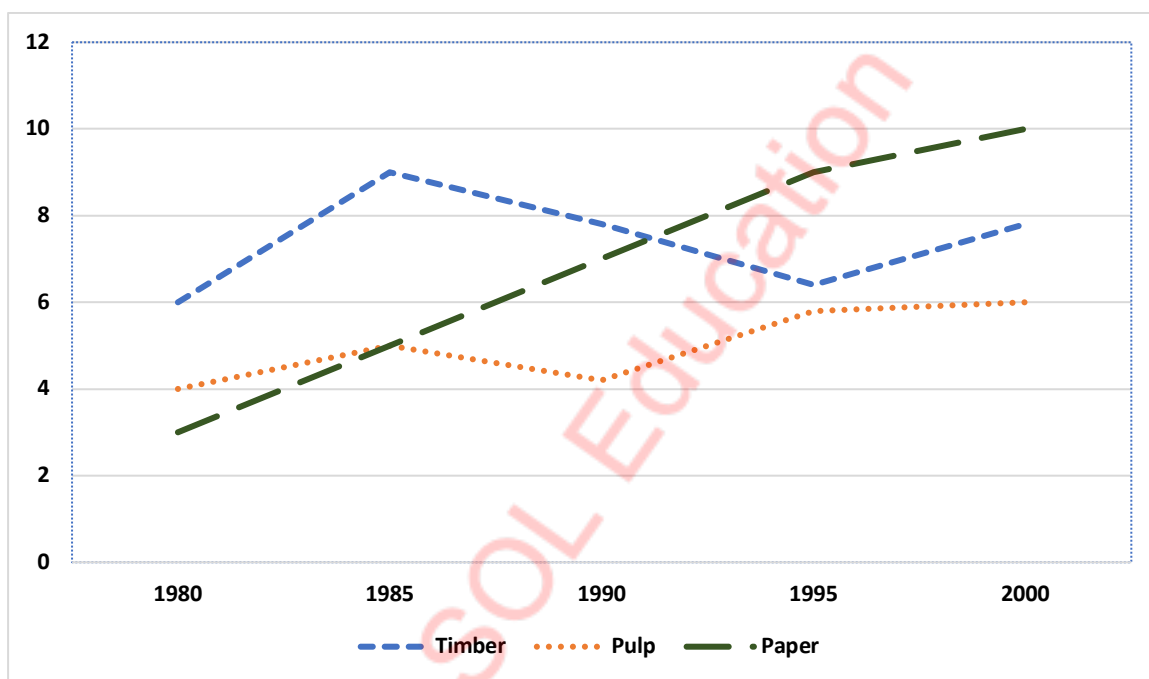


**Task 2 :** Some people believe that children of all ages should have extra responsibilities (for example, helping at home or at work). Others believe that, outside of school, children should be free to enjoy their lives. Discuss both views and give your own opinion.

**Task 1:** The line graph shows the change in production (million tonnes) of three products in the forest industry in a European country.

Summarise the information by describing the main features of the charts and making comparisons where appropriate.

Write at least 150 words.



**Task 2:** In the responsibility of schools to teach children good behavior in addition to providing formal education.

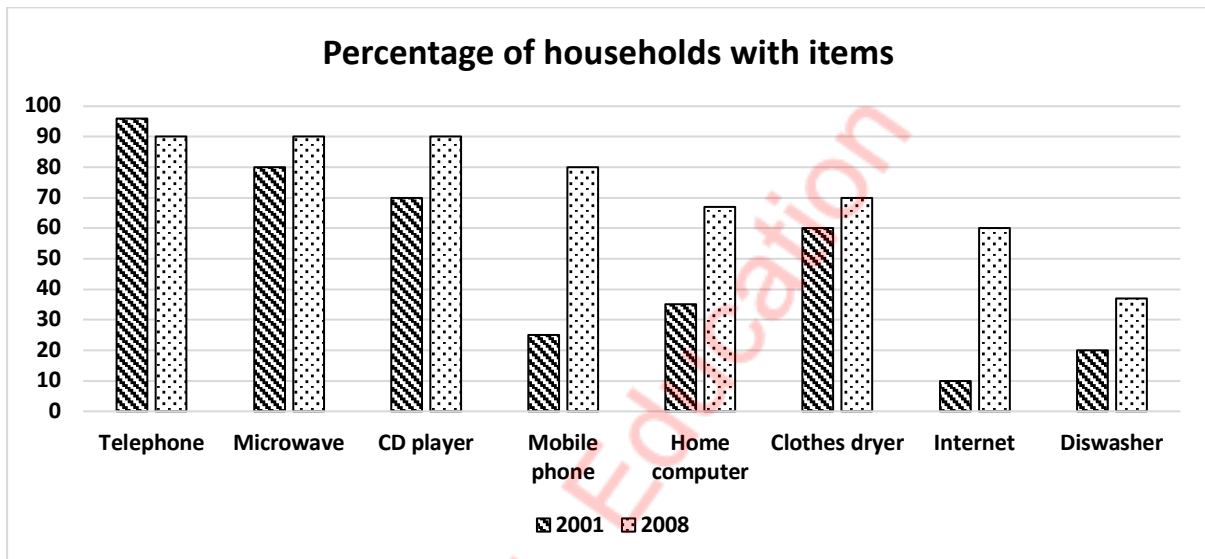
To what extent do you agree or disagree?

Write at least 250 words.

**Task 1 :** The graph shows the percentage of households in one country that had various goods between 2001 and 2008

Summarise the information by describing the main features of the charts and making comparisons where appropriate.

Write at least 150 words.



**Task 2 :** Some people believe that it is better language students in small classes. Others think the number of people in the classes doesn't matter.

Discuss both these views and give your opinion.

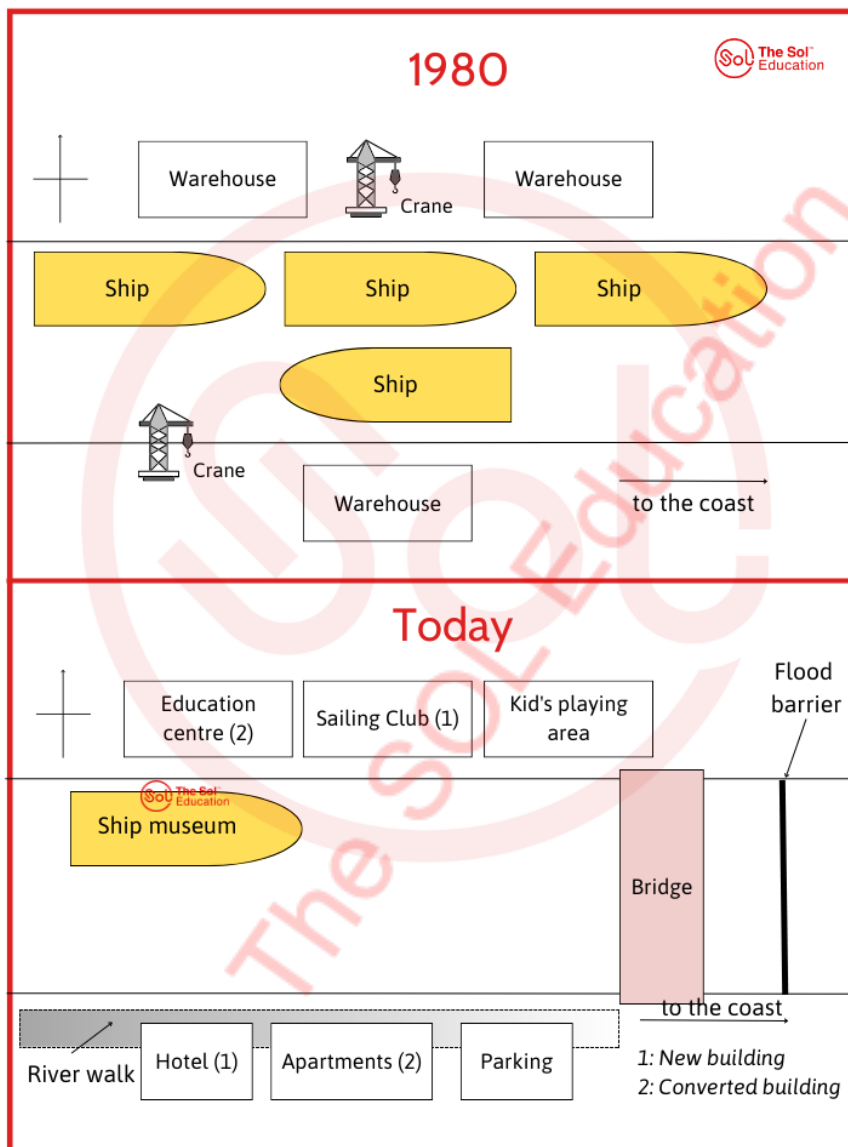
Write at least 250 words.

**ĐỀ 10**

**Task 1:** The diagram shows how Liverton dock change since 1980.

Summarise the information by describing the main features of the charts and making comparisons where appropriate.

Write at least 150 words.



**Task 2**

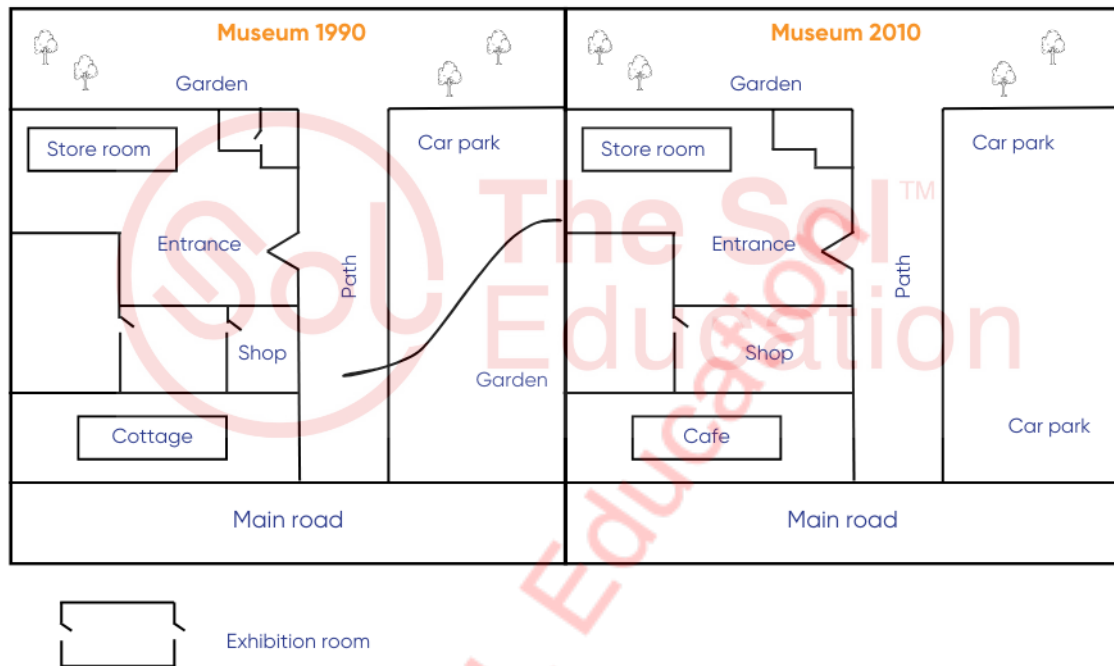
Some people think secondary school students should study international news as one of their subjects, while others believe that this is a waste of valuable school time?

Discuss both these views and give your opinion.

Write at least 250 words.

**ĐỀ 11**

**Task 1 :** The diagrams show a museum and its surroundings in 1990 and 2010.

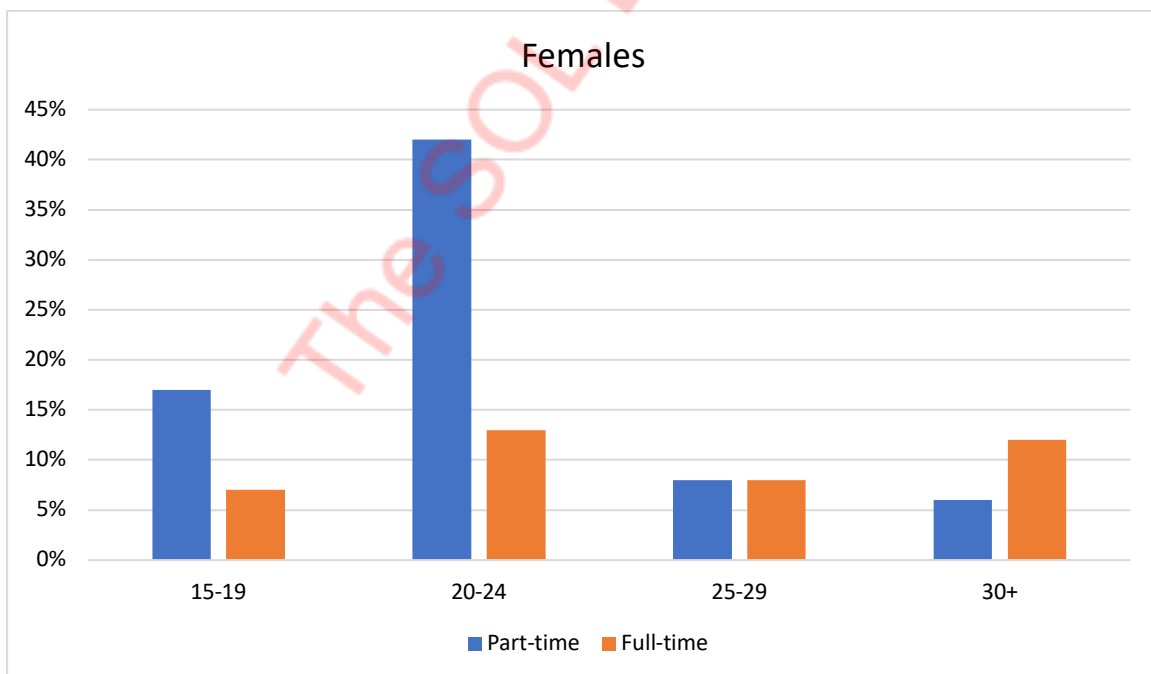
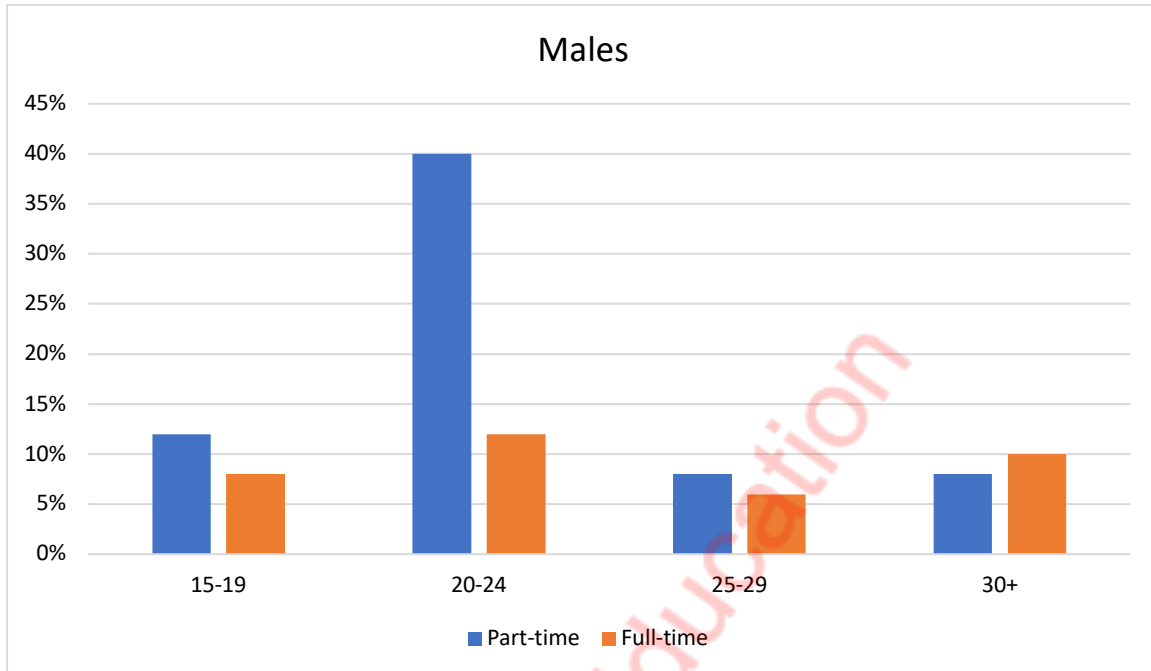


**Task 2 :** Companies should provide sports facilities for local communities.

To what extent do you agree?

## ĐỀ 12

**Task 1 :** The charts below show the percentage of male and female students of different age groups who studied in Australia for full-time and part-time education in 2006.

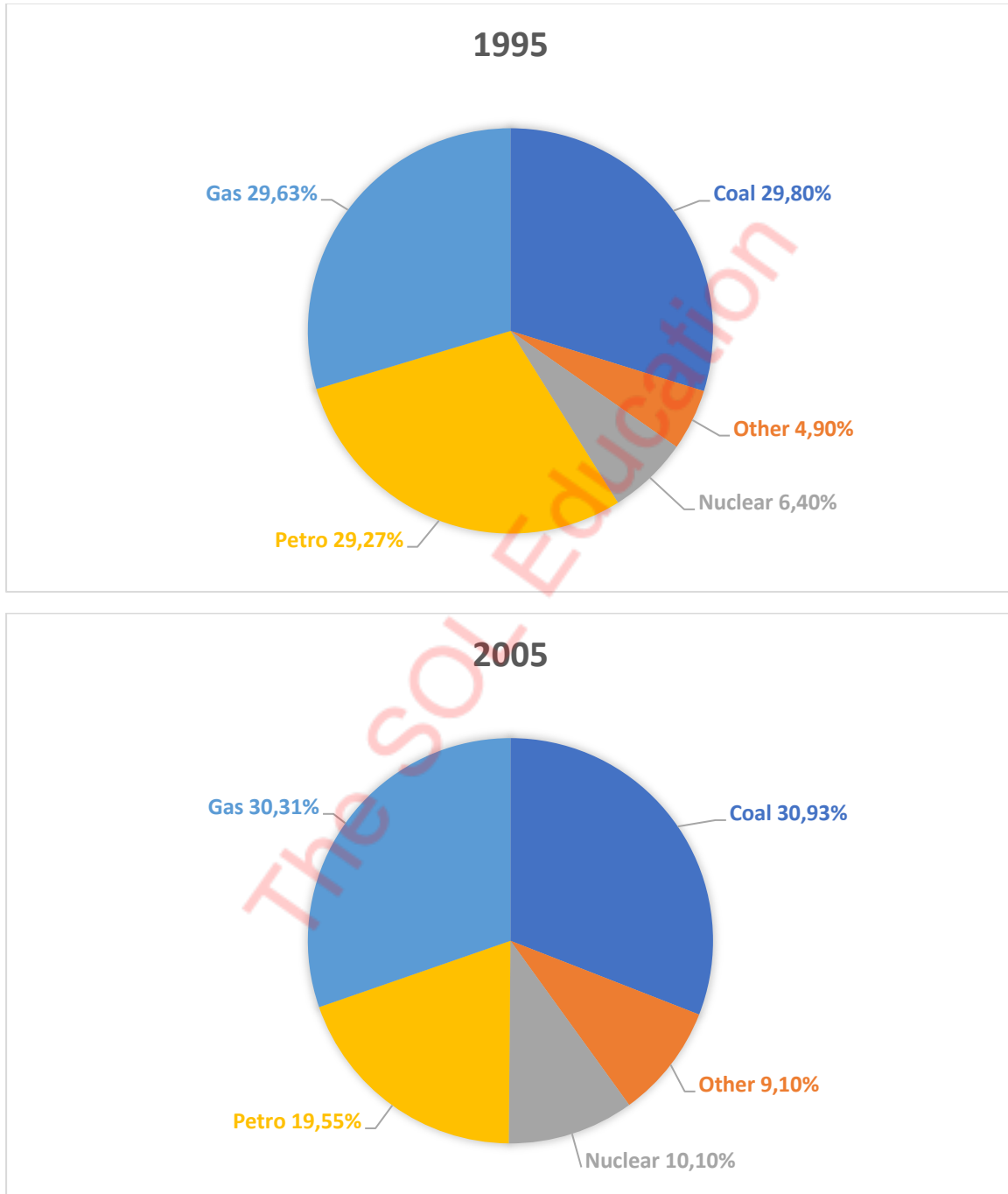


## Task 2

Some people think it is better for one single legal system throughout the world. Other say countries should have their own law. Discuss both views and give your opinion.

**Task 1:** The Pie charts show information about energy production in a country in two separate years.

### Comparison of Energy Production



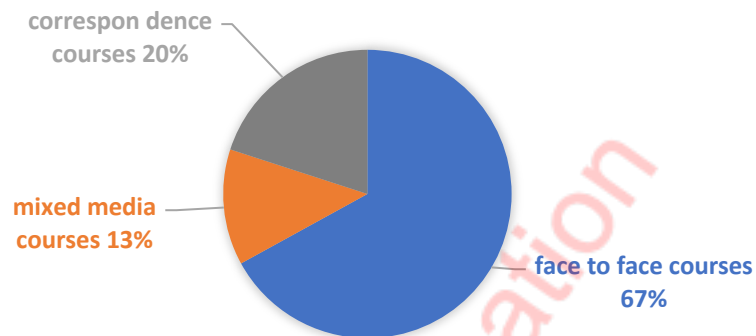
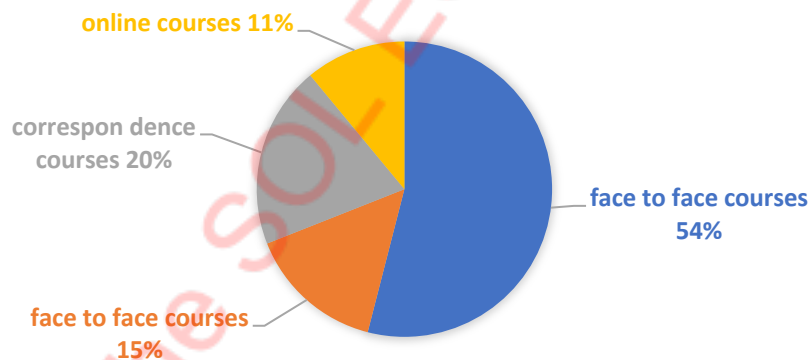
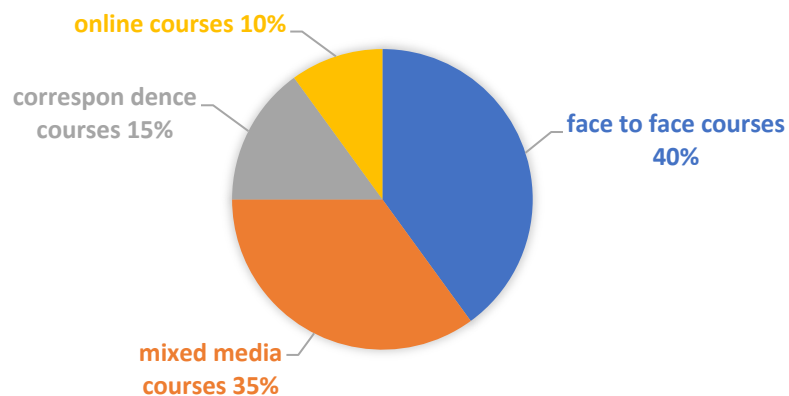
**Task 2:** These days consumers are faced with an increasing amount of advertising from various companies. To what extent do you think consumers are influenced by advertising? What measures should be taken to protect them

**ĐỀ 14**

**Task 1:** The pie charts below show the different types of courses, which were followed by the students during the years of 1984, 1994 and 2004.

Summarize the information by describing the main features of the charts and making comparisons where appropriate

Write at least 150 words.

**COURSES FOLLOWED BY STUDENTS IN THE YEAR OF 1984**

**COURSES FOLLOWED BY STUDENTS IN THE YEAR OF 1994**

**COURSES FOLLOWED BY STUDENTS IN THE YEAR OF 2004**


**Task 2** : The best way to make the road transport of goods safer is to ask drivers to take a driving test each year. transport of goods safer is to ask drivers to a

To what extent do you agree or disagree?

Write at least 250 words.

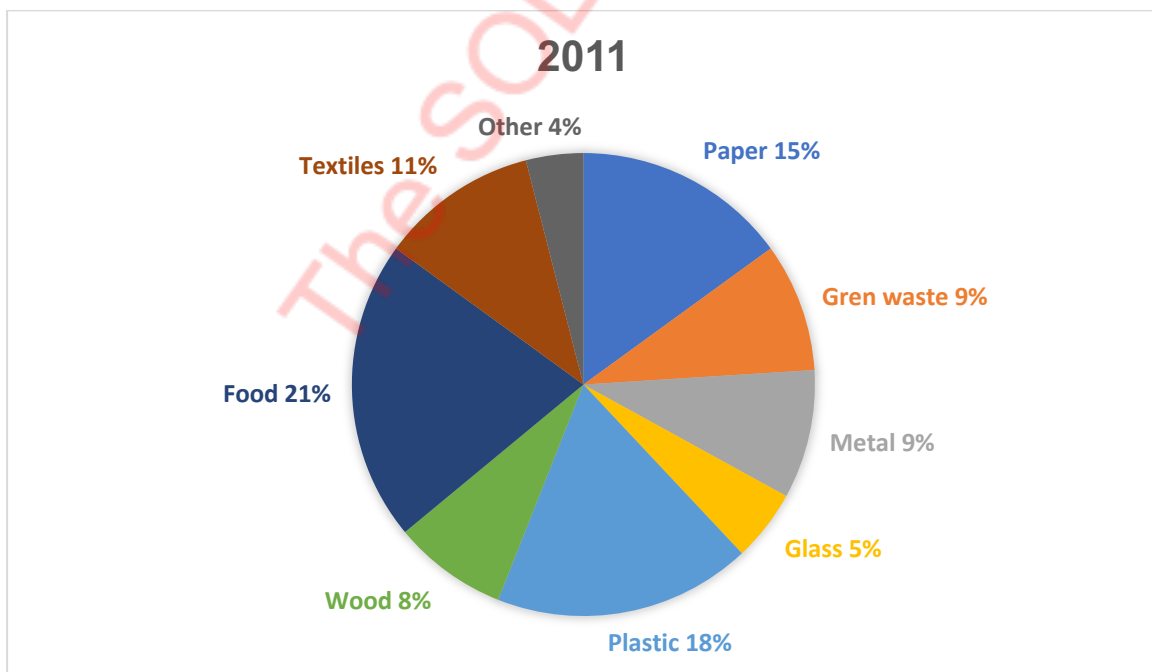
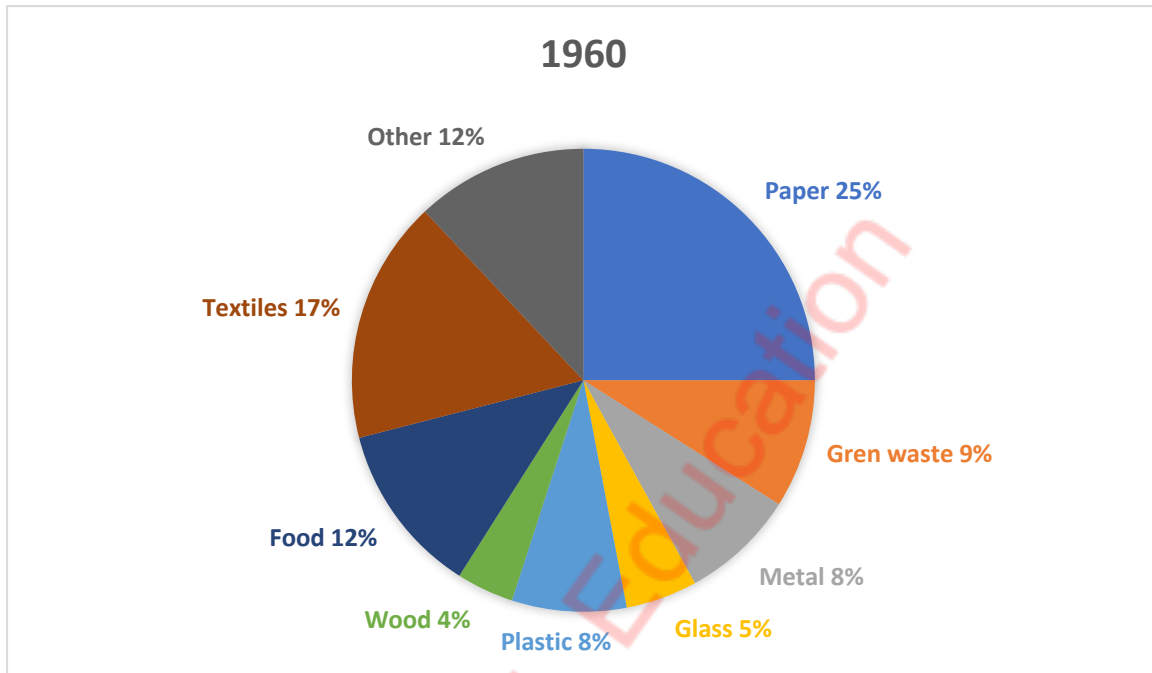
The SOL Education

### ĐỀ 15

**Task 1:** The charts below give information about different types of waste disposal in one country in 1960 and 2011.

Summarize the information by describing the main features of the charts and making comparisons where appropriate

Write at least 150 words.



**Task 2 :** Large companies use sports events to promote their products. Some people think this has a negative impact on sports. To what extent do you agree or disagree?

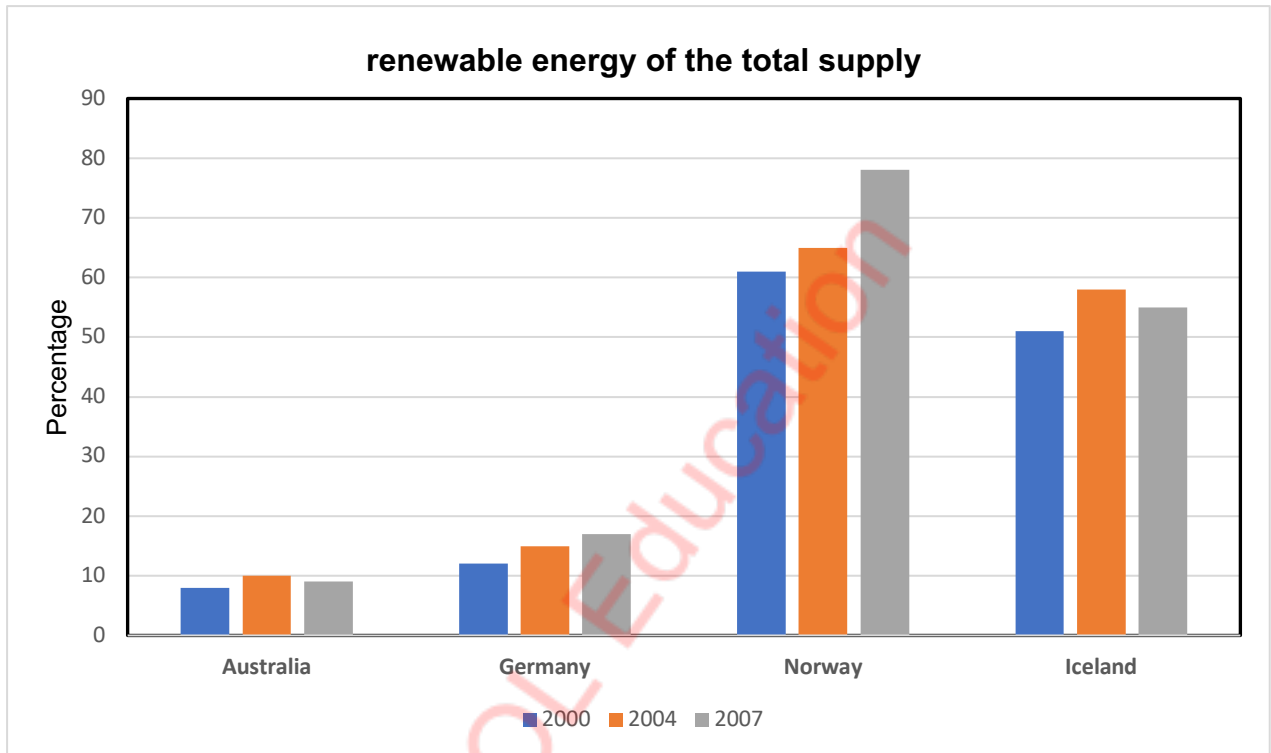
Write at least 250 words.

**ĐỀ 16**

**Task 1 :** The bar chart below shows the proportion of renewable energy of total supply in 2000, 2004, and 2007.

Summarize the information by describing the main features of the charts and making comparisons where appropriate

Write at least 150 words.



**Task 2 :** Some people say that what children watch on TV influences their behaviour while others say the amount of time children spend watching TV influences their behaviour.

Discuss both views and give your opinion

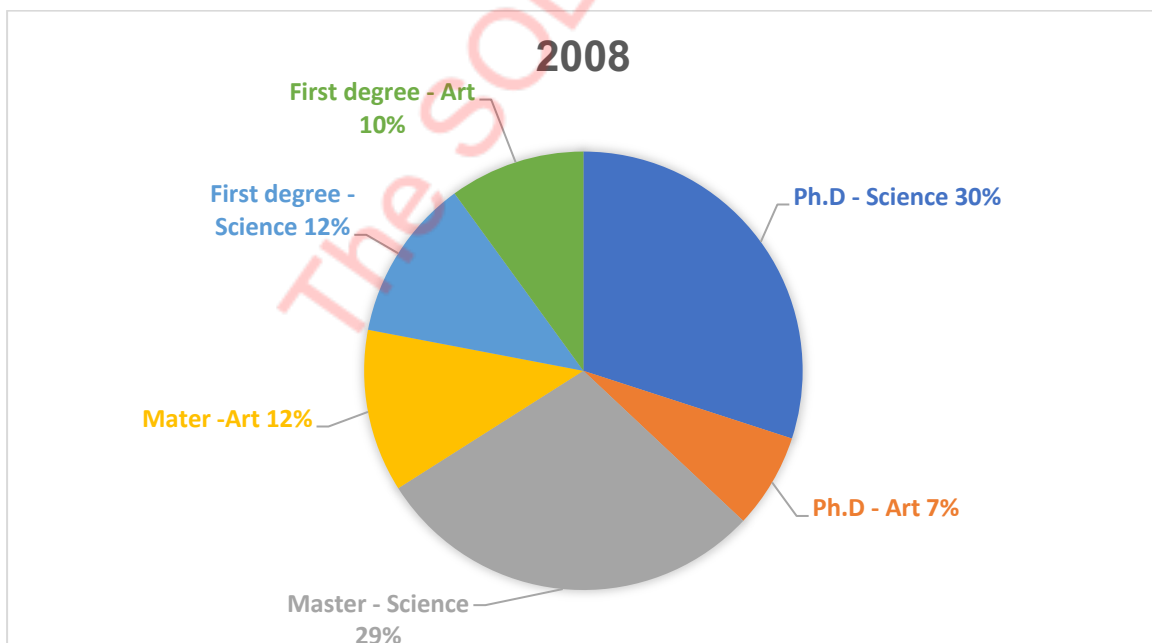
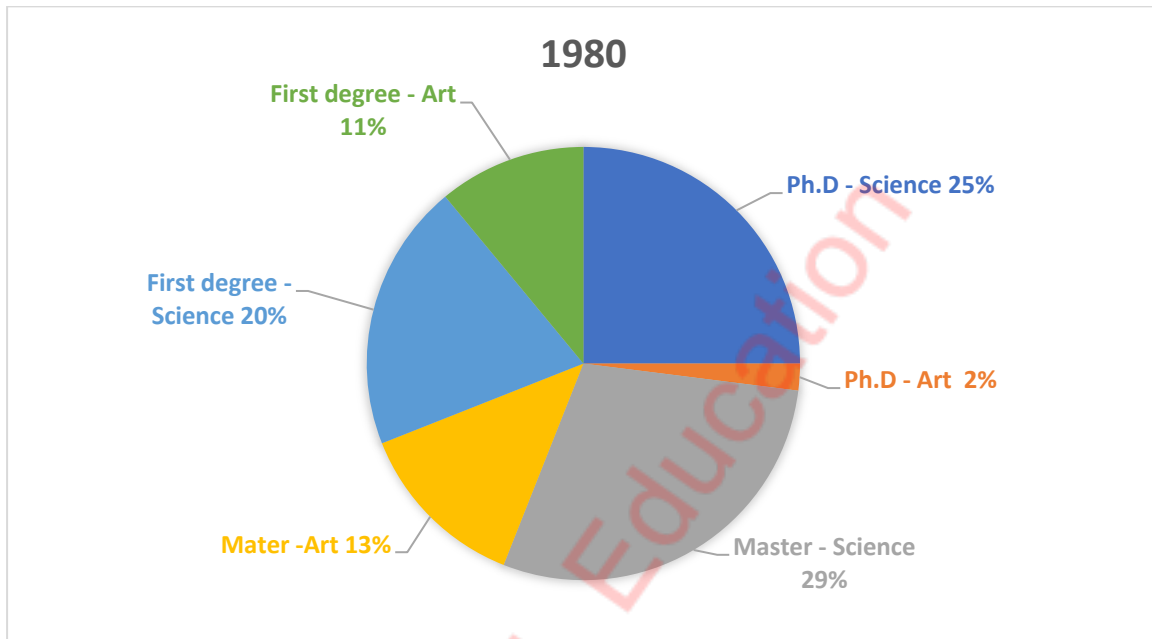
Write at least 250 words.

### ĐỀ 17

**Task 1 :** The charts below show the proportion of graduates with different qualifications working

in one engineering company in 1980 and 2008 Summarize the information by describing the main features of the charts and making comparisons where appropriate

Write at least 150 words.



**Task 2 :** Some people think that hosting an international sports event is good for the country, while some people think it is bad.

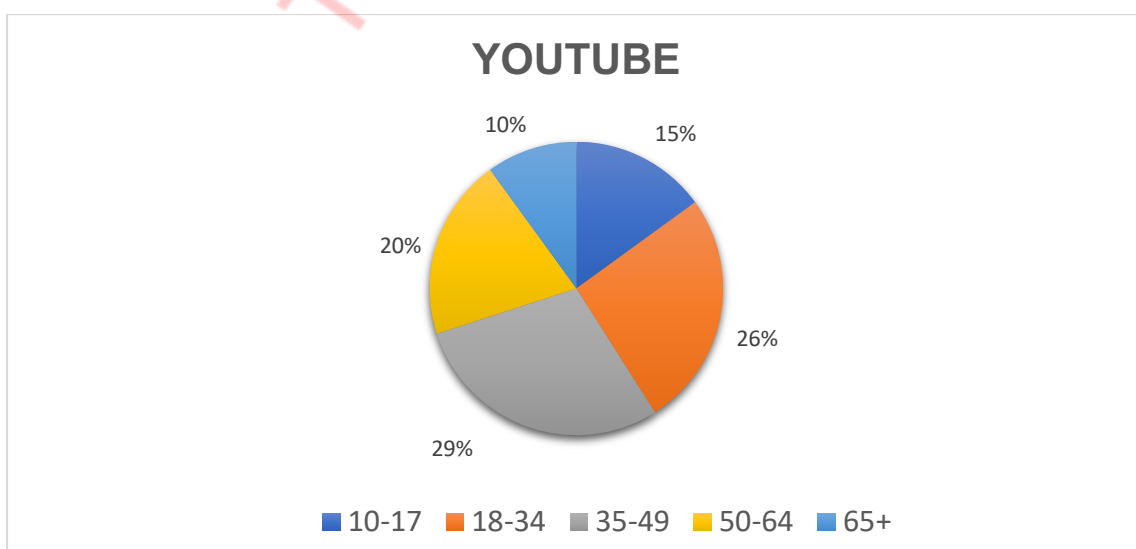
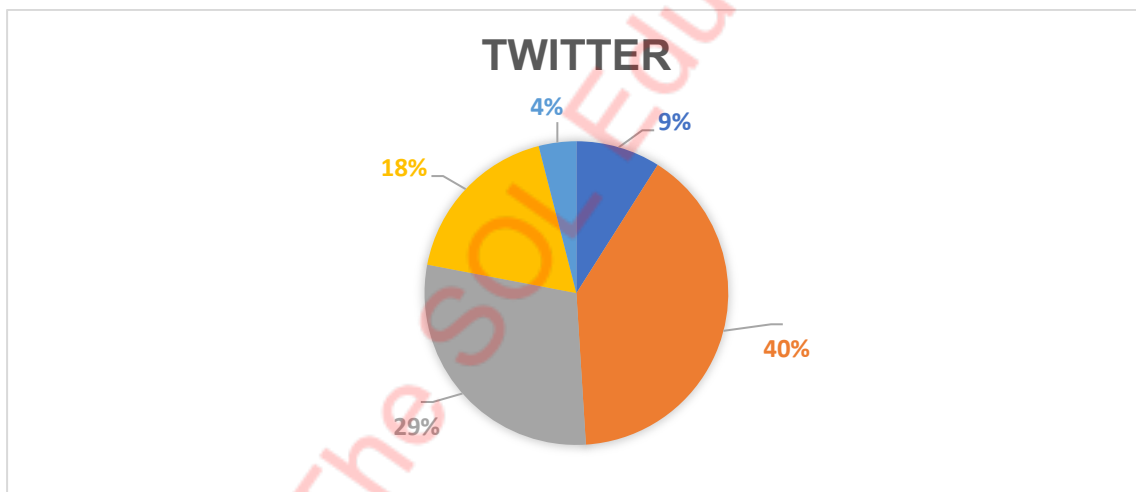
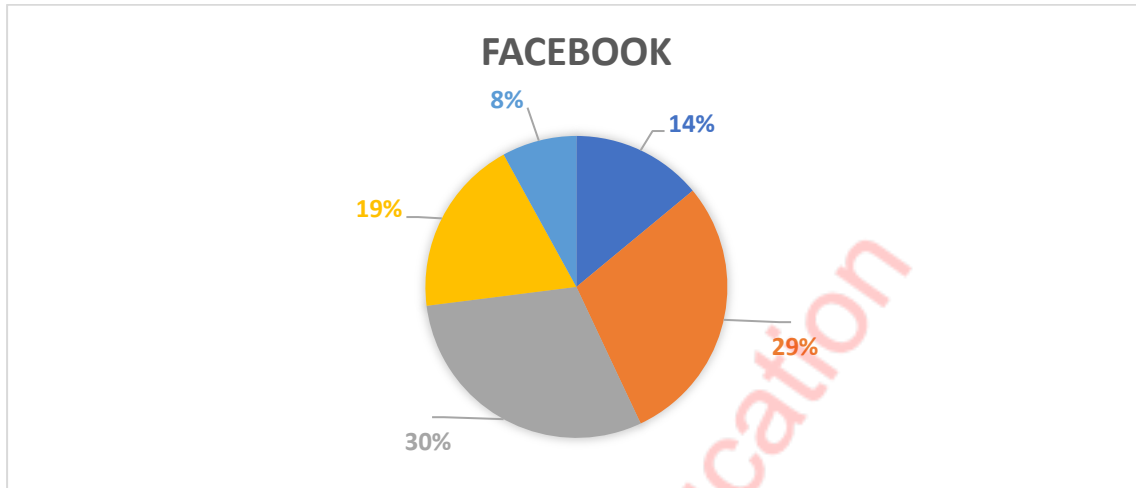
Discuss both views and give your opinion.

Write at least 250 words.

**ĐỀ 18**

**Task 1:** The pie charts compare the percentage of users across different age groups on Twitter, Facebook, and YouTube. Summarize the information by describing the main features of the charts and making comparisons where appropriate

Write at least 150 words.



**Task 2 :**

Research shows that increasing numbers of people are now living in mega-cities: cities of more than 20 million inhabitants.

Is this a positive or negative development?

Write at least 150 words.

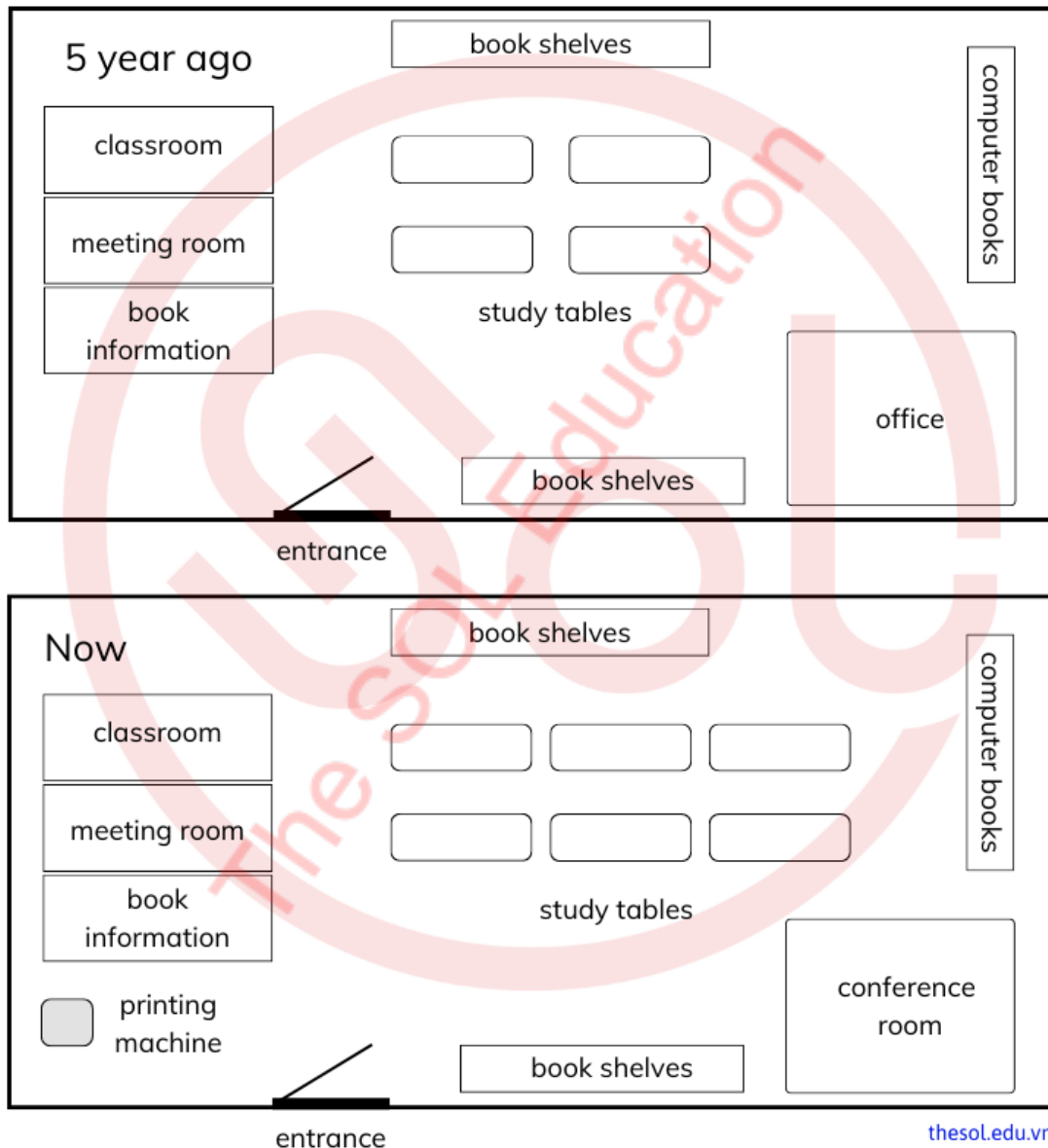
The SOL Education

**ĐỀ 19**

**Task 1 :** The floor plans show school library five years ago and its current appearance Summarize the information by describing the main features of the charts and making comparisons where appropriate

Write at least 150 words.

**The diagrams below show a school library five years ago and now.**



**Task 2 :** Some people think paying taxes is a big enough contribution to their society, while others think people have more responsibilities as members of society than only paying taxes. Discuss both these views and give your opinion.

Write at least 250 words.

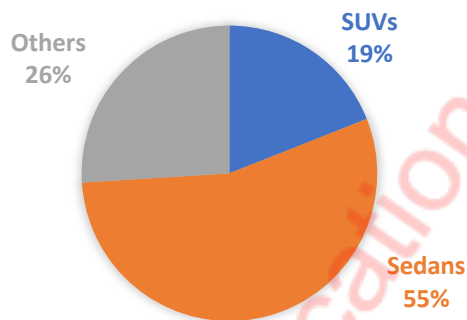
**ĐỀ 20**

**Task 1 : The pie charts show the sales of new cars in Australia in 1984, 1993 and 2013 Summarize the information by describing the main features of the charts and making comparisons where appropriate**

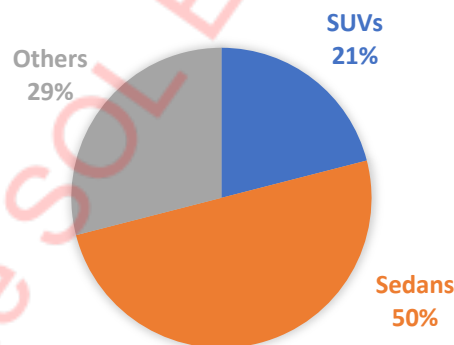
**Write at least 150 words.**

**SALE OF NEW CARS IN AUSTRALIA IN 1984, 1993 AND 2013**

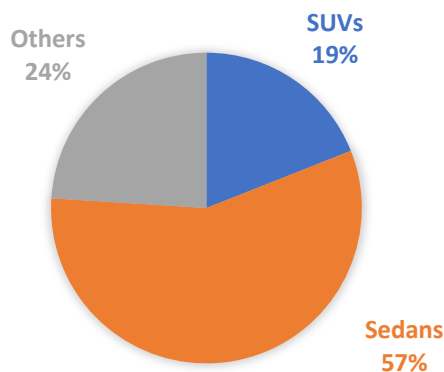
**1984**



**1993**



**2013**



**Task 2 :**

Some people think history has little or nothing to offer, while others say the study of the past helps us understand the present.

Write at least 250 words.

The SOL Education

## ĐỀ 21

**Task 1 :** The table below shows the production of milk annually in four countries in 1990, 2000 and 2010.

Summarize the information by describing the main features of the charts and making comparisons where appropriate

Write at least 150 words.

Nations	Amount in litres		
	1990	2000	2010
<b>Netherlands</b>	11,262,000	11,155,000	11,466,000
<b>Australia</b>	11,246,000	11,105,000	9,165,000
<b>Tanzania</b>	87,000	1,42,000	1,55,000
<b>Guatemala</b>	26,000	55,000	84,000

**Task 2 :** Some people say free time activities for children should be organized by parents. Others say that children should be free to choose what they do in their free time. Discuss both views and give your opinion.

Write at least 250 words.

**Task 1:** The diagram details the process of making smoked fish.

Summarise the information by selecting and reporting the main features, and make comparisons where relevant.

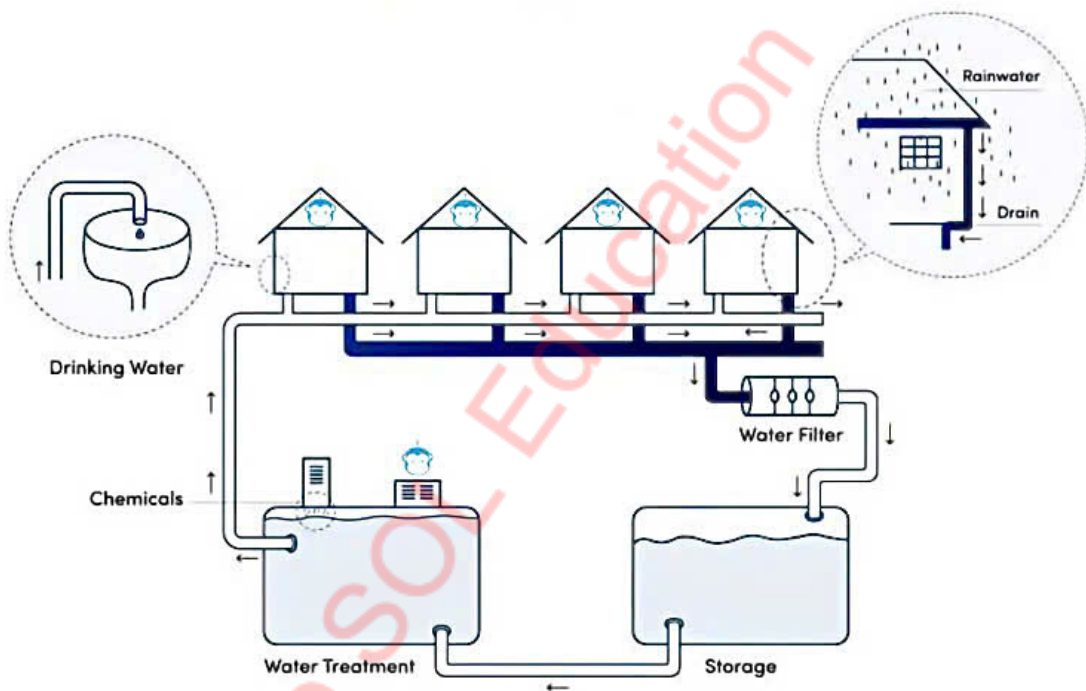


**Task 2:** Doctors should be responsible for educating their patients about how to improve their health. To what extent do you agree or disagree?

**Task 1 :** The diagram shows how rainwater is collected for the use of drinking water in an Australian town.

Summarize the information by describing the main features of the charts and making comparisons where appropriate

Write at least 150 words.



**Task 2 :** The best way to teach children to cooperate is through team sports at school.

To what extent do you agree or disagree?

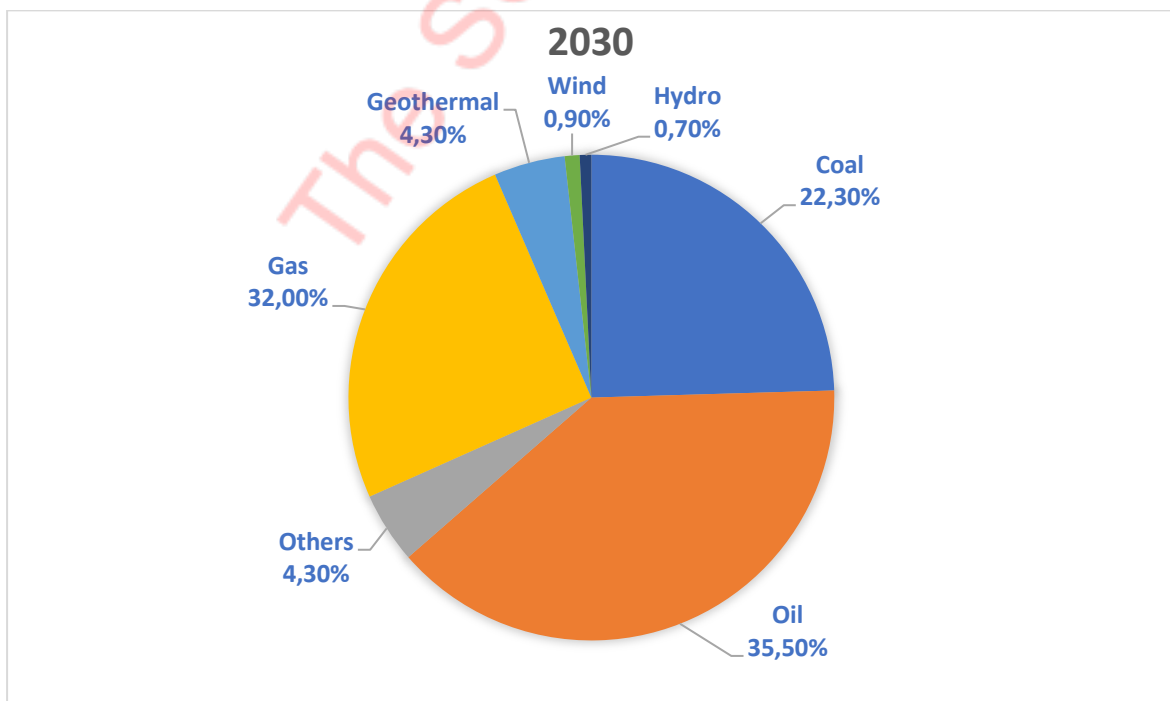
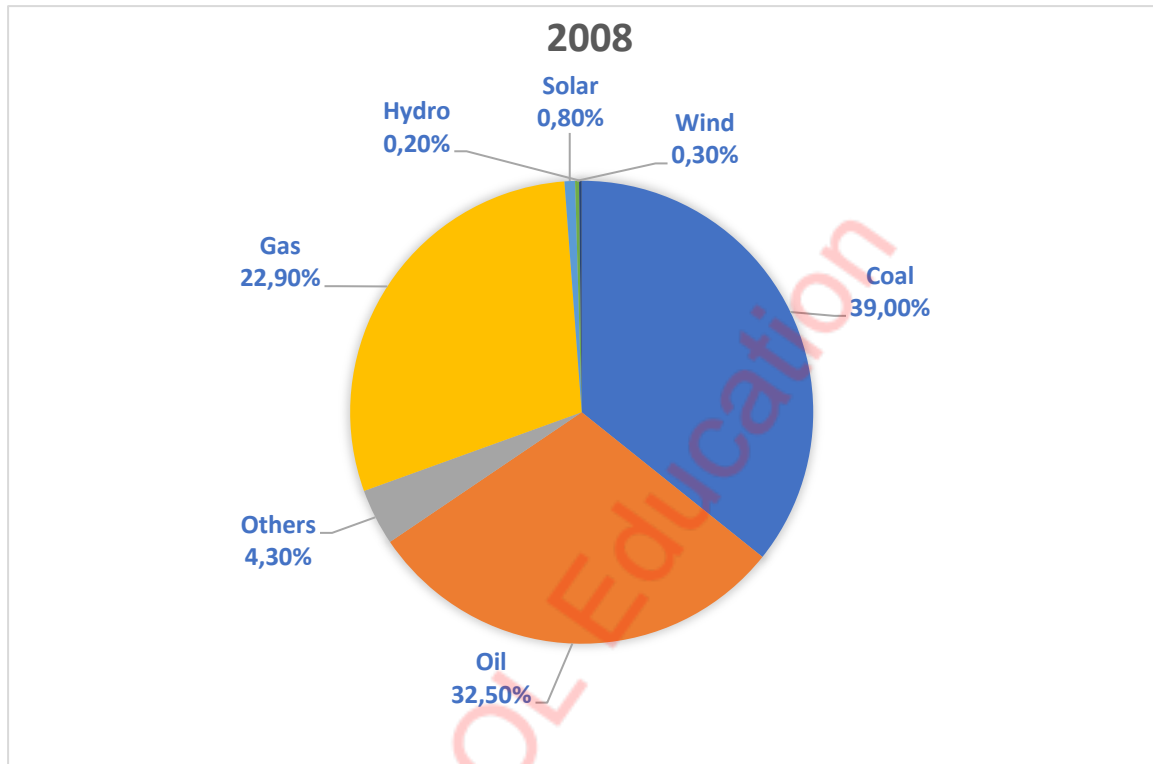
Write at least 250 words.

**ĐỀ 24**

**Task 1 :** The pie charts show energy sources in Australia in 2008 and predictions for 2030

Summarize the information by describing the main features of the charts and making comparisons where appropriate

Write at least 150 words



**Task 2 :**

In some countries, the numbers of children aged 15 and younger are increasing dramatically.

What are the current and future effects of an ore effects of an ever-increasing population?

Write at least 250 words.

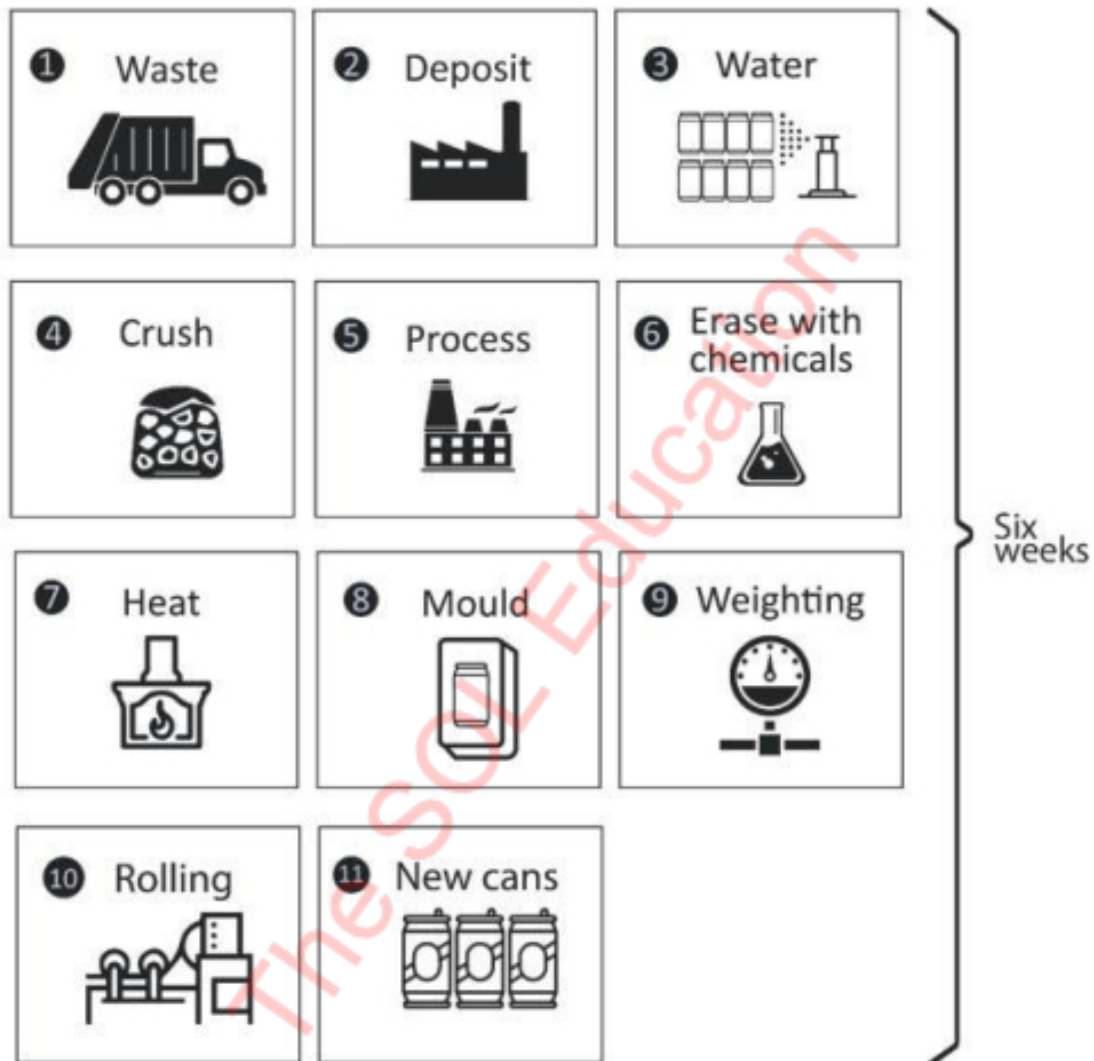
The SOL Education

**ĐỀ 25**

**Task 1:** The diagram below shows the recycling process of aluminium cans.

Summarise the information by describing the main features of the charts and making comparisons where appropriate.

Write at least 150 words.



**Task 2:** Some people think that people commit crime because of poverty and social problems, while others think it is because of their bad nature.

Discuss both these views and give your opinion.

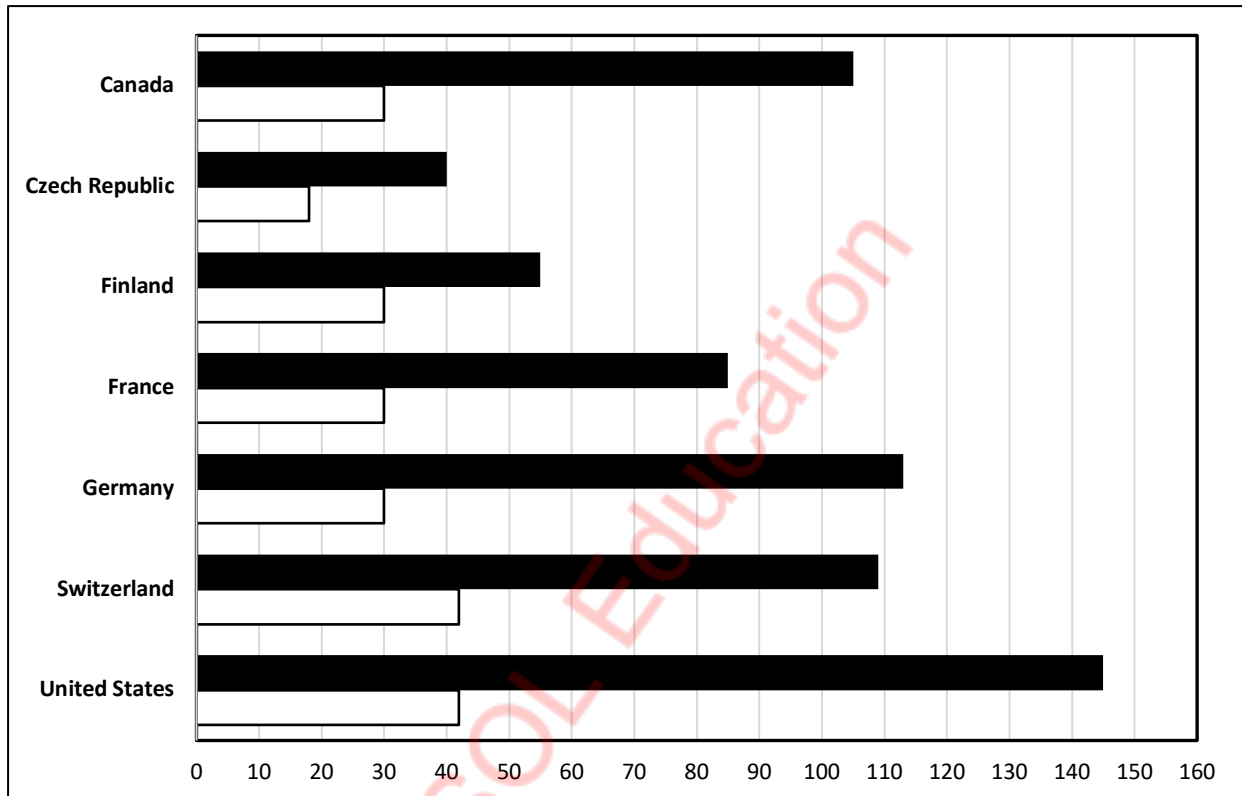
Write at least 250 words.

**ĐỀ 26**

**Task 1:** The chart below shows the annual pay (thousands of US dollars) for doctors and other worker in seven countries in 2004.

Summarise the information by describing the main features of the charts and making comparisons where appropriate.

Write at least 150 words.



**Task 2:** Some people believe that teenagers should concentrate on all school subjects equally.

Others believe that teenagers should focus on the subjects that they are best at or that they find the most interesting.

Discuss both these views and give your opinion.

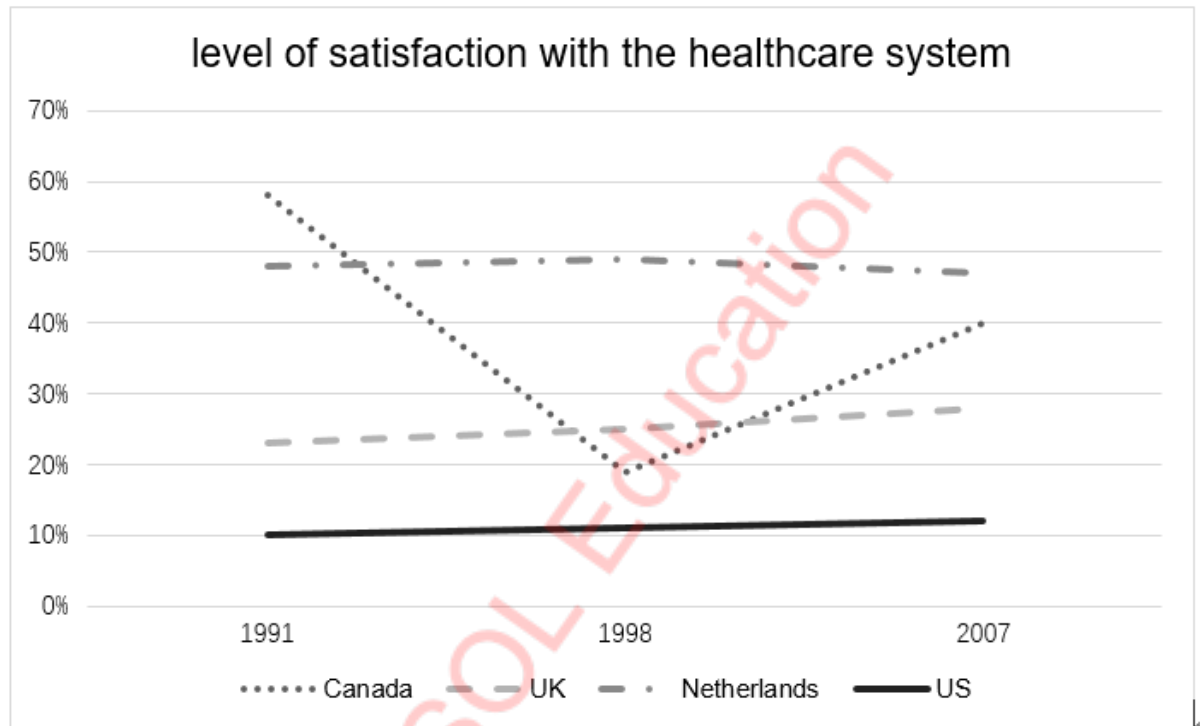
Write at least 250 words.

**ĐỀ 27**

**Task 1 :** The line graph shows the level of satisfaction of health care system in four countries in three years.

Summarise the information by describing the main features of the charts and making comparisons where appropriate.

Write at least 150 words.



**Task 2:** Many people aim to achieve a balance between work and other parts of lives, but few people achieve it.

What are the causes of the problem?

How to overcome it?

Write at least 250 words.

**Task 1 :** The table below gives information about the amount of tax collected ( as % of GDP ) in five countries for 4 years between 1975 and 2005.

Summarise the information by describing the main features of the charts and making comparisons where appropriate.

Write at least 150 words.

	1975	1985	1995	2005
<b>Sweden</b>	46%	47%	51%	70.1%
<b>USA</b>	25.1%	25.4%	27.1%	27.4%
<b>Korea</b>	15.1%	27%	26%	27.3%
<b>Japan</b>	15%	16%	23%	32.1%
<b>Turkey</b>	16.4%	15%	24%	27.4%

**Task 2 :** Training 65-year-olds people to use computer would be a good use of government money.

To what extent do you agree or disagree?

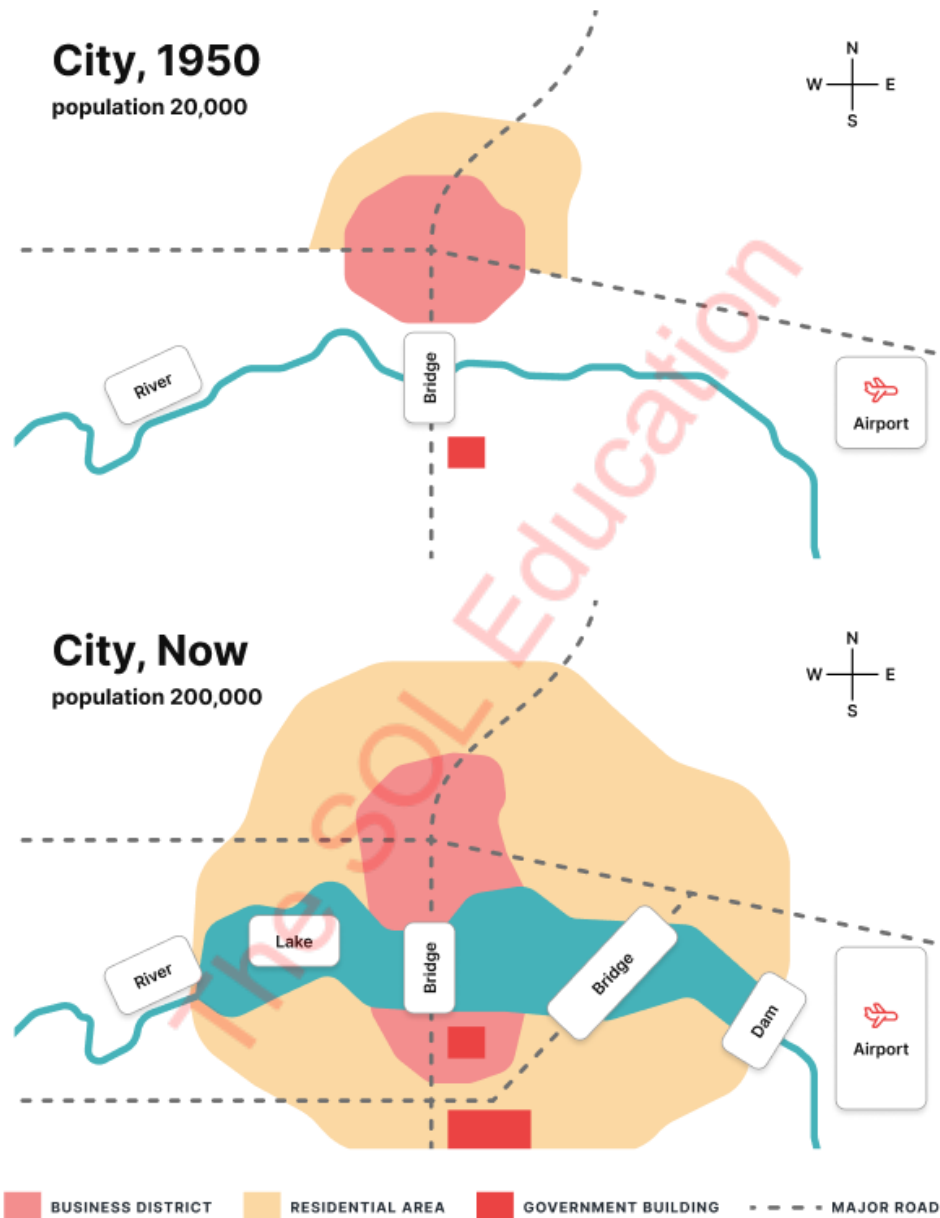
Write at least 250 words.

**ĐỀ 29**

**Task 1:** The maps show a city in 1950 and now

Summarise the information by describing the main features of the charts and making comparisons where appropriate.

Write at least 150 words.



**Task 2:** Many museums and historical sites are mainly visited by tourists but not local people.

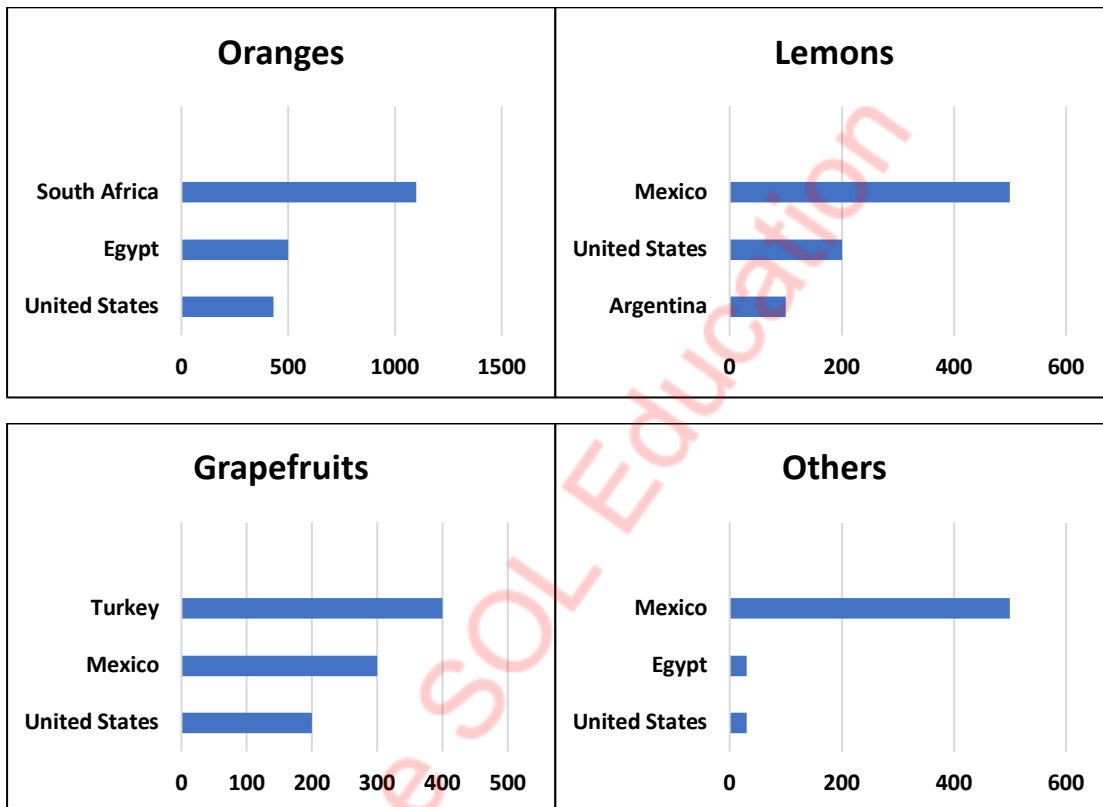
Why is this the case and what can be done to attract more local people to visit these places?

**ĐỀ 30**

**Task 1:** The graph below show four categories of citrus fruits and the top three countries to which these were exported ( in thousand tonnes ) in 2012

Summarise the information by describing the main features of the charts and making comparisons where appropriate.

Write at least 150 words.



**Task 2:** Today, news plays a crucial role in people's lives and influences them more significantly than before.

Why is that case?

Is it a positive or negative development?

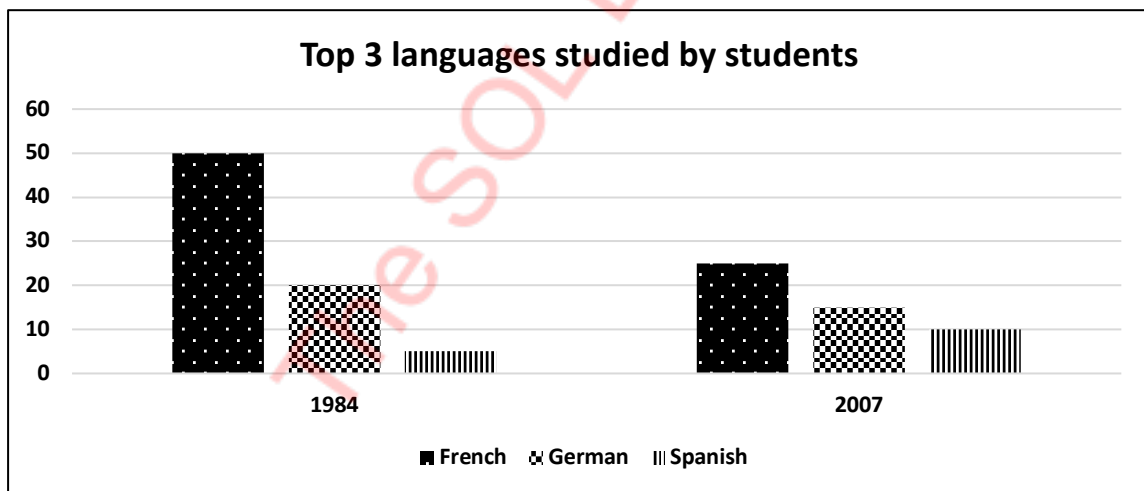
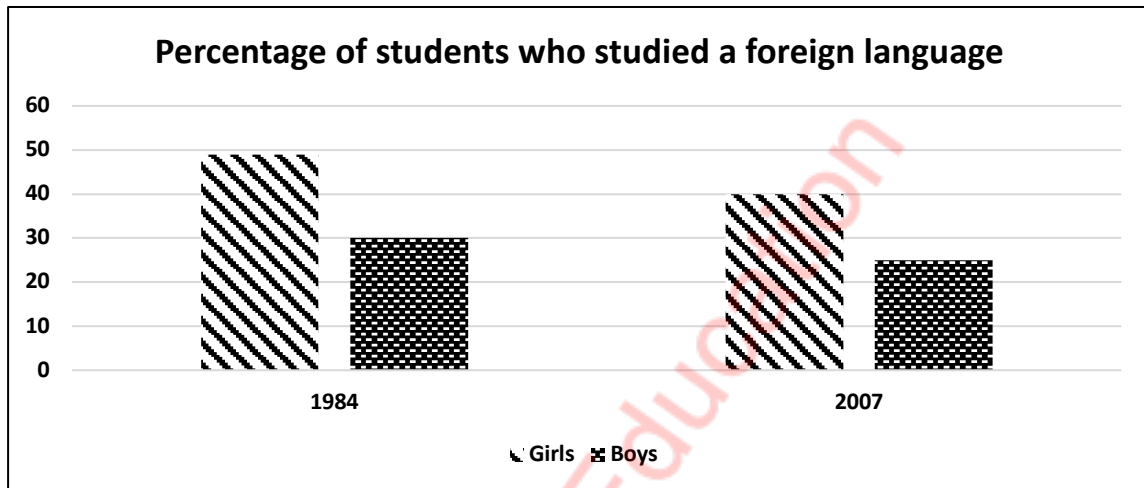
Write at least 250 words.

**ĐỀ 31**

**Task 1:** The two bar charts show the proportion of 14-16 year-old students studying a modern foreign language in an English Speaking country and the top three popular foreign languages.

Summarise the information by describing the main features of the charts and making comparisons where appropriate.

Write at least 150 words.



**Task 2:** These days people prefer to watch live performances (shows, concerts) through TV or computer, online rather than go to the place of event.

To what extent do you agree or disagree?

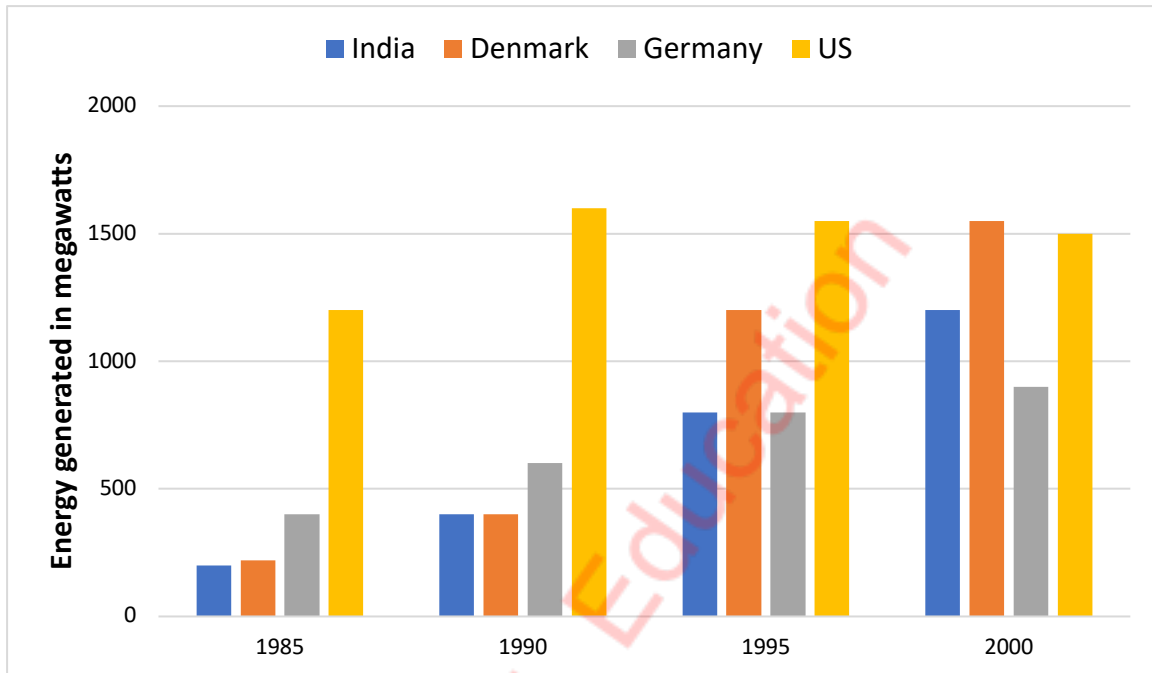
Write at least 250 words.

**ĐỀ 32**

**Task 1:** The bar chart shows the amount of energy generated by wind in four countries from 1985 to 2000.

Summarise the information by describing the main features of the charts and making comparisons where appropriate.

Write at least 150 words.



**Task 2:** Some people suggest that a country should try to produce all the food for its population and import as little food as possible.

To what extent do you agree or disagree?

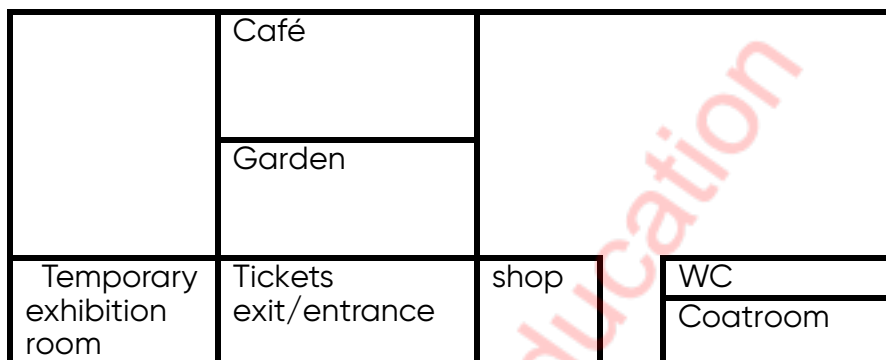
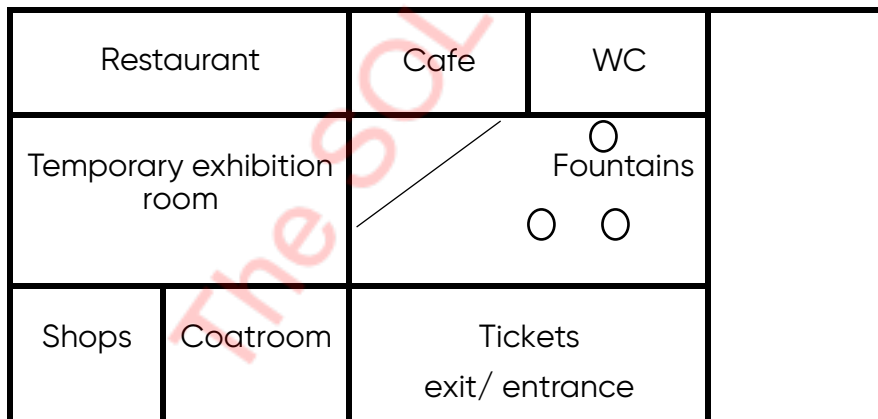
Write at least 250 words.

**ĐỀ 33**

**Task 1:** The picture below shows the museum's plants in 1998 and after some changes were made in 2008.

Summarise the information by describing the main features of the charts and making comparisons where appropriate.

Write at least 150 words.

**Museum Floor Plan 1998**

**Museum Floor Plan 2008**


**Task 2 :** Young people who commit crimes should be treated the same way as adults.

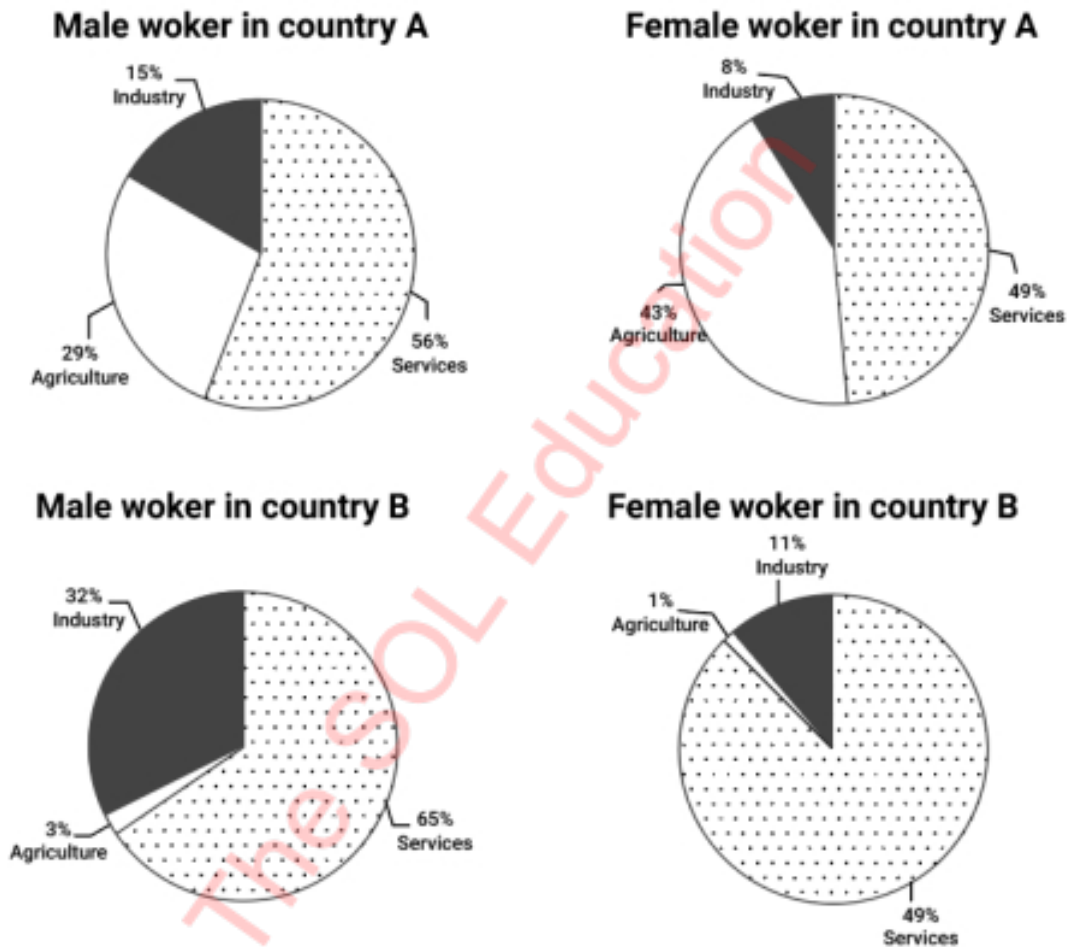
To what extent do agree or disagree

Write at least 250 words.

**Task 1 :** The charts show the percentage of male and female workers in three employment sectors in two countries in 2007.

Summarize the information by describing the main features of the charts and making comparisons where appropriate

**Write at least 150 words.**



**Task 2 :** Caring for children is probably the most important job in any society. Because of this, all mothers and fathers should be required to take a course that prepares them to be good parents.

To what extent do you agree or disagree with this view?

Write at least 250 words.

**Task 1 :** The table below show the percentage of men and women employed in four different types of industries in one twon in 1990, 2000, and 2010.

Summarize the information by describing the main features of the charts and making comparisons where appropriate

Write at least 150 words.

Percentage of working men and women						
TYPE OF EMPLOYMENT	MEN			WOWEN		
	1990	2000	2010	1990	2000	2010
Retail/Shops	13	13	13	7	8	9
Health	7	7	9	9	11	15
Manufacturing	30	15	10	7	8	3
Tourism	13	10	10	23	25	27

**Task 2 :** Older generations often hold some traditional ideas on the correct way of life, thought and behaviour. Most people argue that these are not helpful for younger generations to prepare for modern life.

To what extent do you agree or disagree?

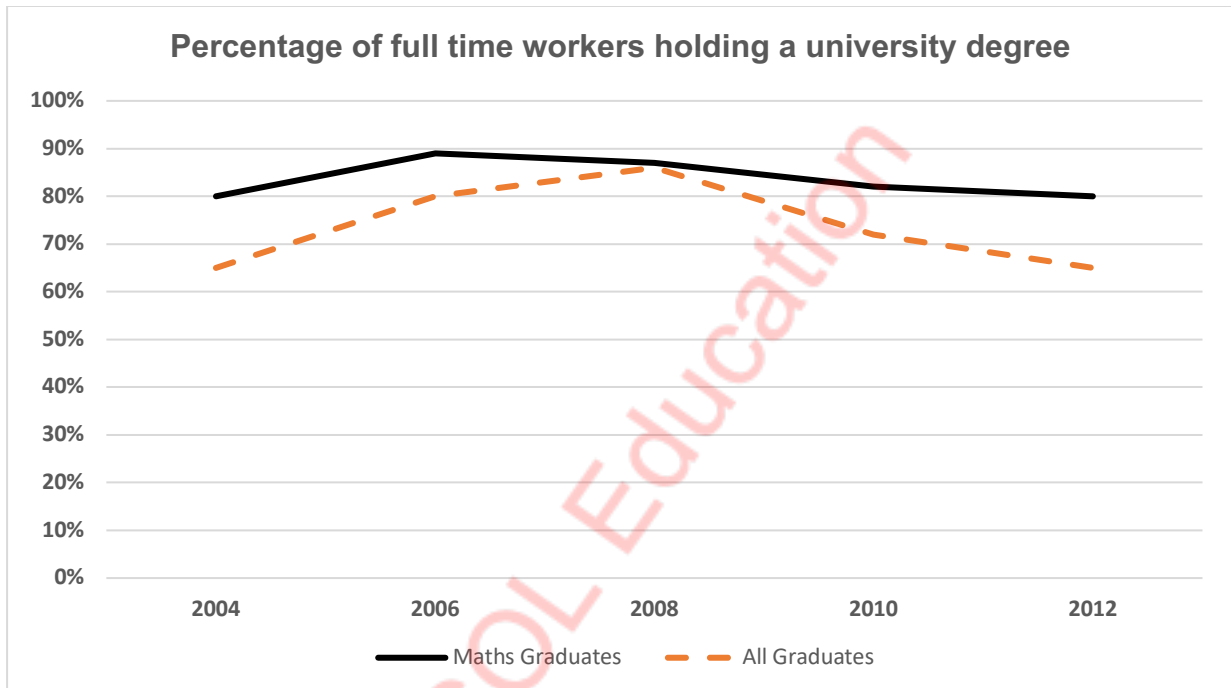
Write at least 250 words.

**ĐỀ 36**

**Task 1 :** The graphs below show the percentage of math graduates and all graduates who got full- time job after graduating from a university in Australia, and also shows the average salary of both grads, from 2004 to 2012.

Summarize the information by describing the main features of the charts and making comparisons where appropriate

Write at least 150 words



**The average salary of graduates**

	2004	2006	2008	2010	2012
<b>Maths Grads</b>	\$41000	\$43000	\$50000	\$51000	\$60000
<b>All Graduates</b>	\$41000	\$43000	\$45000	\$47000	\$51000

**Task 2 :** Some people say that large companies should provide sports and social facilities for local communities.

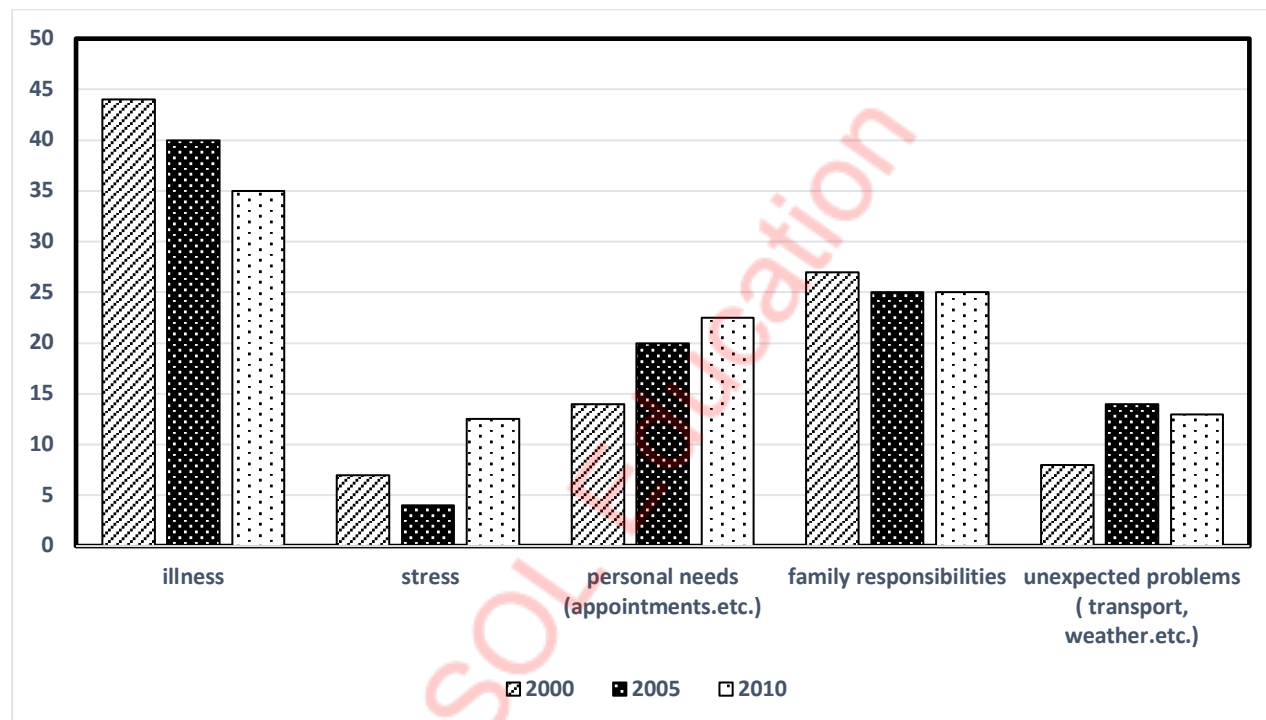
To what extent do you agree or disagree with this view?

Write at least 250 words.

**Task 1 :** The chart below shows the results of three surveys on absenteeism in a particular European country in the years 2000, 2005 and 2010.

Summarize the information by describing the main features of the charts and making comparisons where appropriate

Write at least 150 words.



**Task 2 :** Some people think that newspapers are the best way to learn about the news. However, others believe that they can learn the news more effectively through other media.

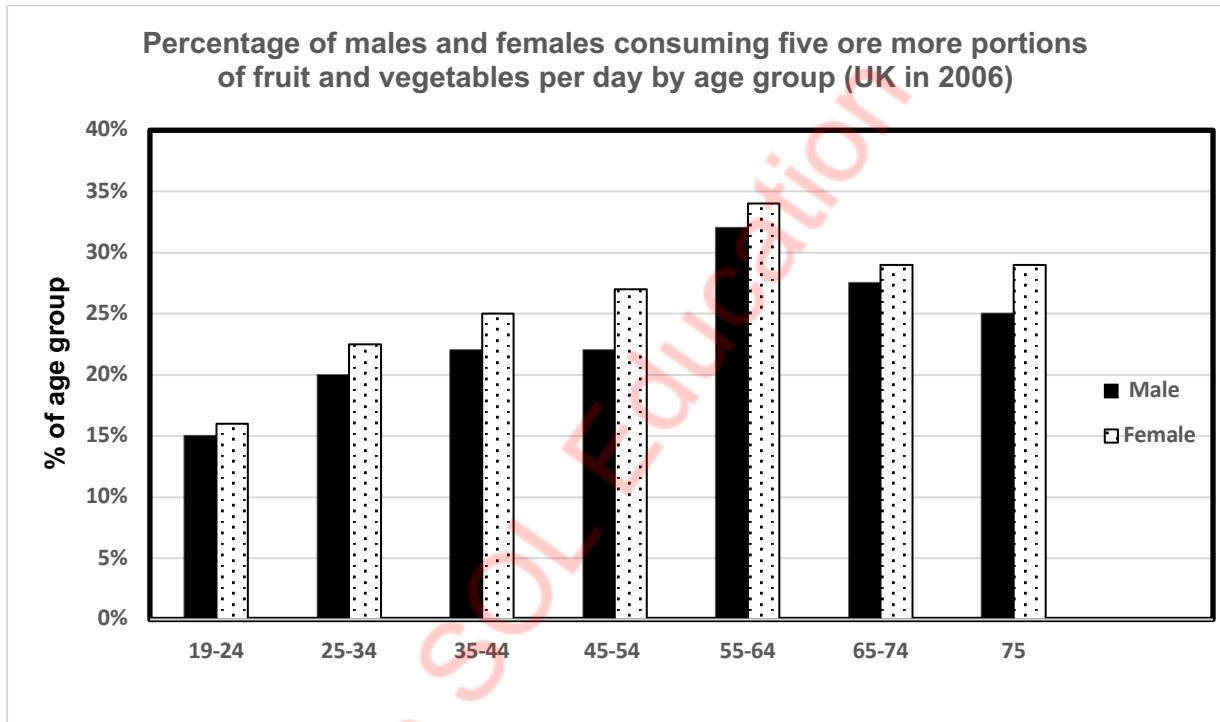
Discuss both views and give your opinion?

Write at least 250 words.

**Task 1 :** The world health organization recommends that people should eat five or more portion of fruit and vegetables per day. The bar chart shows the percentage of males and females in the UK by age group in 2006.

Summarize the information by describing the main features of the charts and making comparisons where appropriate

Write at least 150 words.



**Task 2 :** Some experts believe that when a country is already rich, any additional increase in economic wealth does not make its citizens any more satisfied.

To what extent do you agree or disagree.

Write at least 250 words.

### ĐỀ 39

**Task 1 :** The given table shows the number of international visitors arrivals came to nine different countries and the percentage changes between 2009 and 2010

Summarize the information by describing the main features of the charts and making comparisons where appropriate

Write at least 150 words.

Country	In 2009 (millions)	In 2010 (millions)	Change
France	76	76	+0
US	66	67	+1,5%
Spain	55	56	+1,8%
UK	55	57	+3,6%
Italy	44	45	+2,3%
Turkey	33	45	+33%
China	22	34	+55%
Germany	11	23	+100%
Hong Kong	10	9	-11%

**Task 2 :** Some believe that because everyone needs a place to live, governments should provide houses for those who are too poor to afford their own.

To what extent do you agree or disagree?

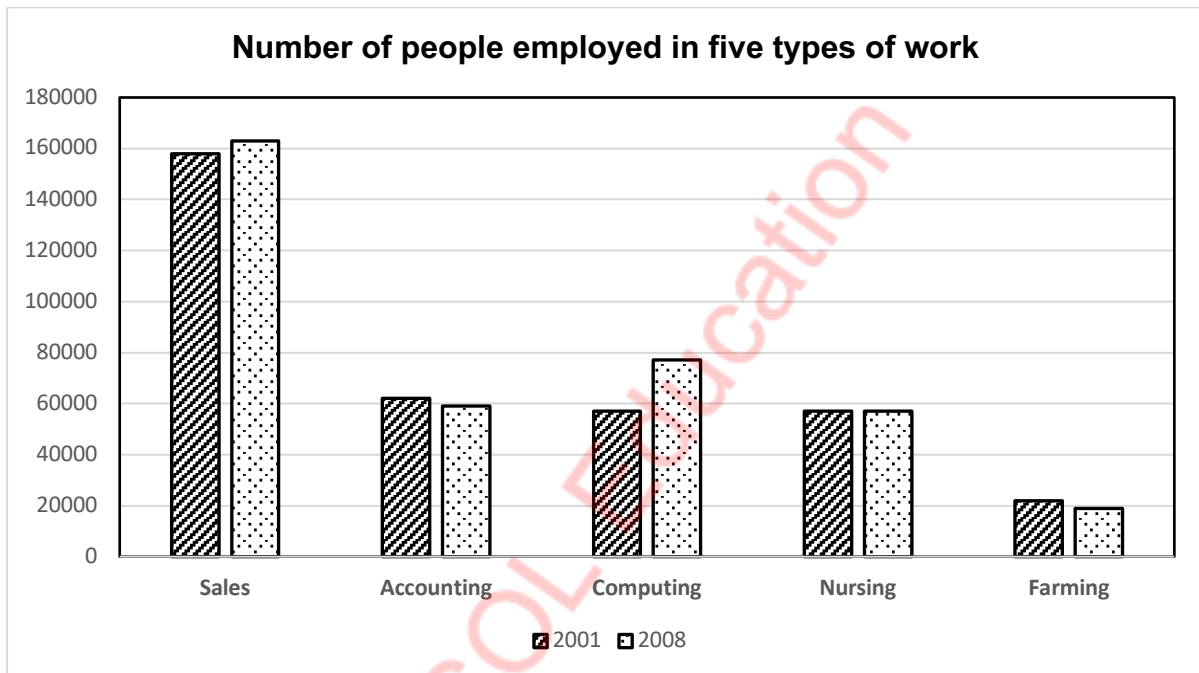
Write at least 250 words.

**ĐỀ 40**

**Task 1 :** The chart below shows the number of people employed in five types of work on one region of Australia in 2001 and 2008.

Summarize the information by describing the main features of the charts and making comparisons where appropriate

Write at least 150 words.



**Task 2 :** Despite better access to education, many adults today still can not read or write.

In what ways are they disadvantaged?

What can governments do to help them?

Write at least 250 words.

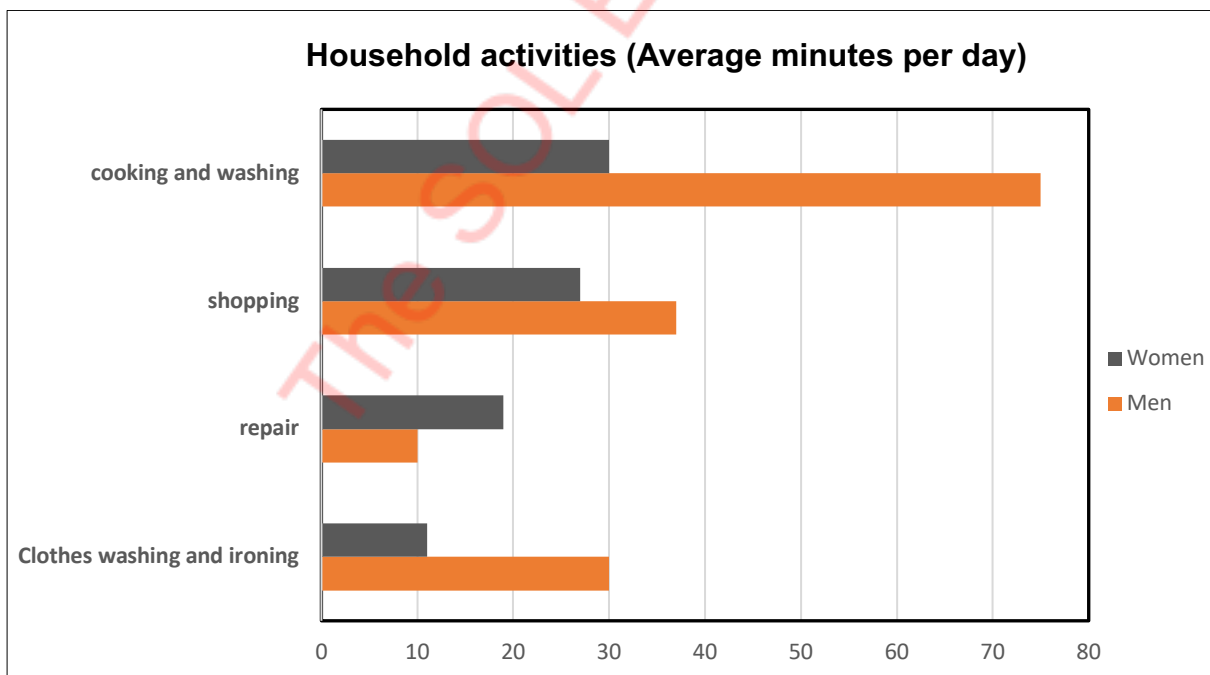
### ĐỀ 41

**Task 1 :** Chart and table provide allocation of men and women for the household activities, apart from paid work, in 2008 in the UK.

Summarize the information by describing the main features of the charts and making comparisons where appropriate

Write at least 150 words.

Leisure activities (Average minutes per day)	Men	Women
TV, video, radio	137	118
Reading	18	19
Sport	15	11



**Task 2 :** Some people say that it is possible for a country to be both economically successful and have a clean environment. Others disagree.

Discuss both views and give your opinion

Write at least 250 words.

**Task 1 :** The table below shows the employment of students from four countries in the UK after their first courses in 2001

Summarize the information by describing the main features of the charts and making comparisons where appropriate

Write at least 150 words.

Countries	Permanent employment	Temporary employment	Overseas employment	Total employment
<b>Scotland</b>	43.6%	20.2%	2.6%	66.4%
<b>England</b>	33%	23%	2.3%	58.3%
<b>Wales</b>	30%	12.4%	2.9%	45.3%
<b>Northern Ireland</b>	20%	8.6%	5%	33.6%

**Task 2 :** Some people think that we should invent a new language for international communication.

Will the benefits of this outweigh the problems associated with it?

Write at least 250 words.

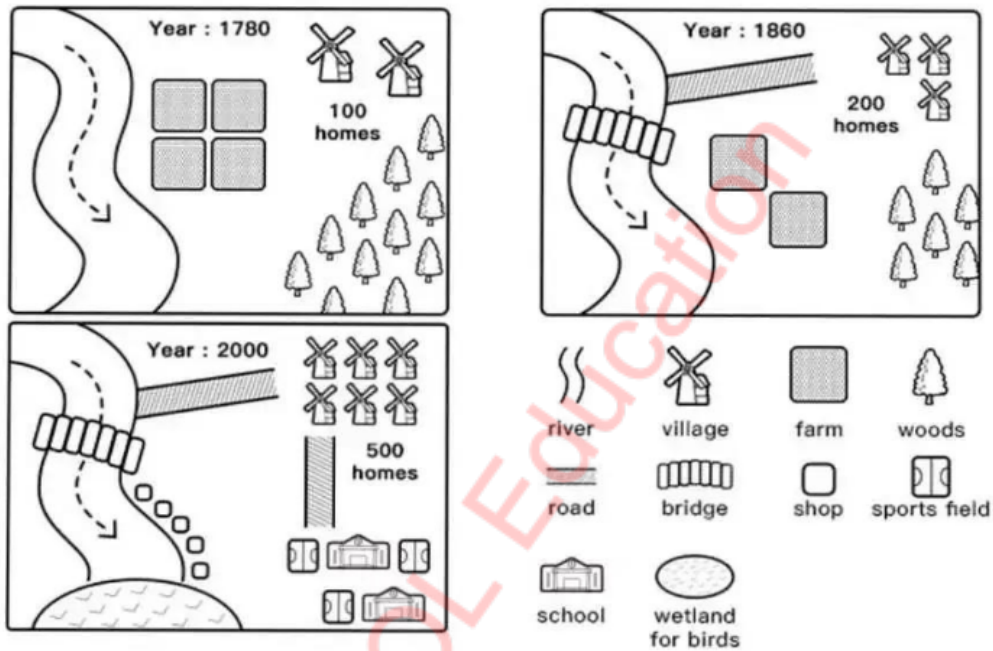
**Task 1:**

	California	Utah	Florida
<b>Aged under 18</b>	17%	28%	16%
<b>Aged over 60</b>	13%	8%	23%
<b>Average income per person (\$)</b>	23,000	17,000	22,000
<b>Population below poverty line</b>	16%	9%	12%

**Task 2:** Doing an enjoyable activity with a child can be better for their overall skills development and creativity than reading. To what extent do you agree?

**Task 1:**

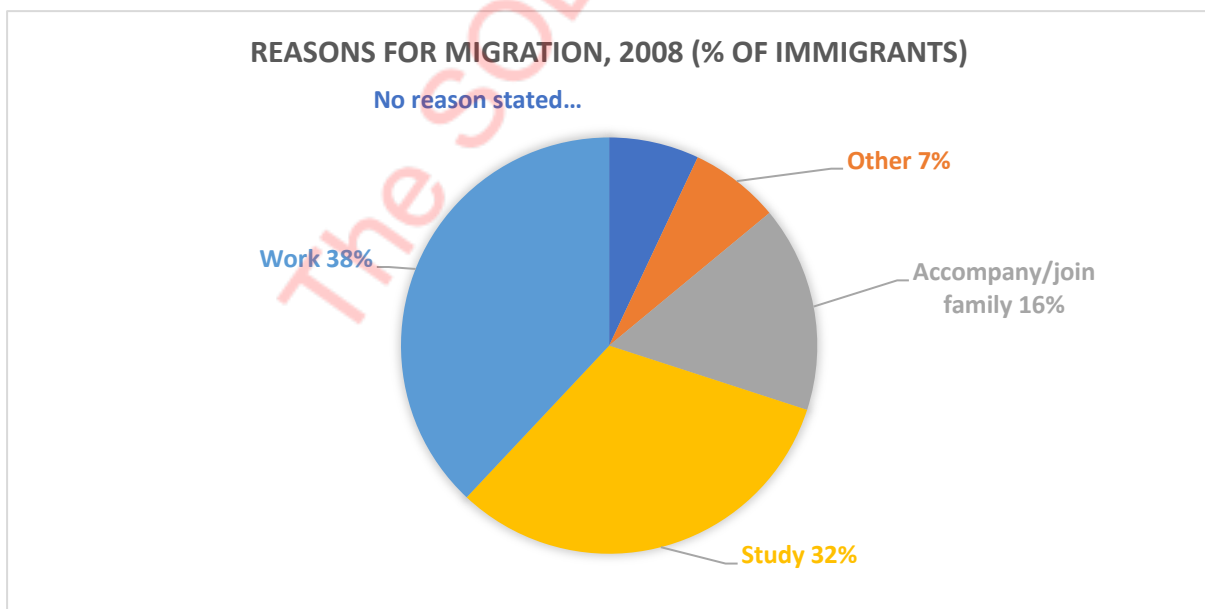
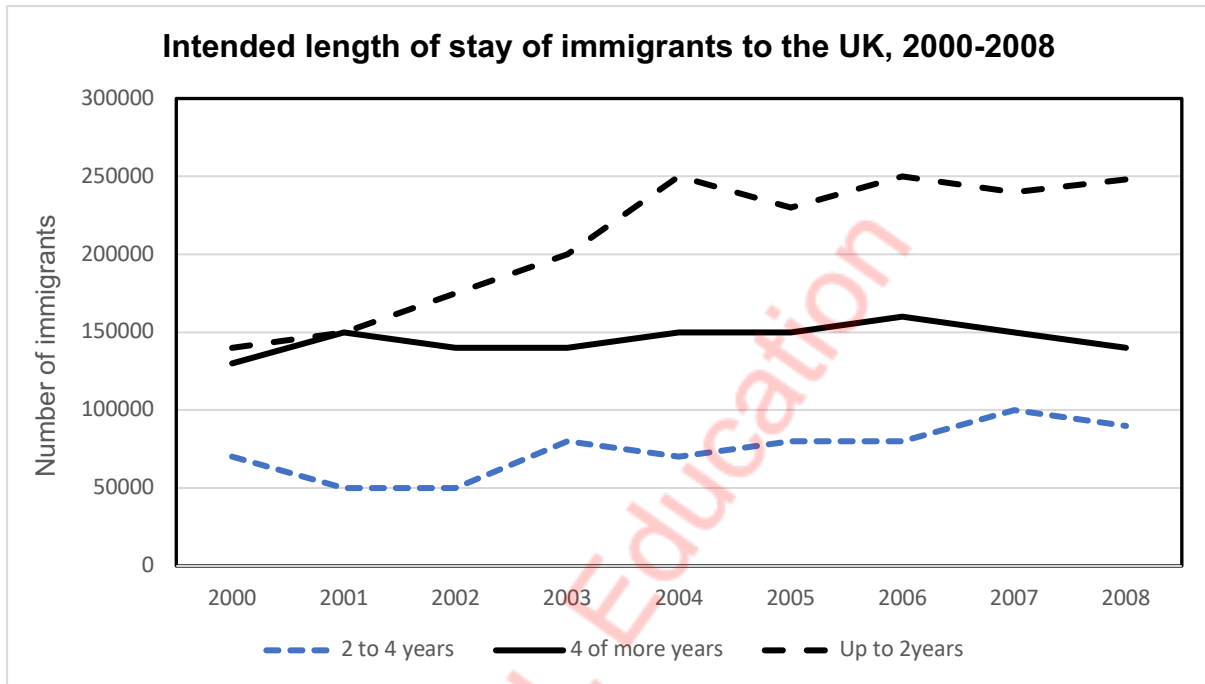
The maps below show the changes that occurred to a town named Willington in 1780, 1860 and 2000.



**Task 2:** Many governments think that economic progress is their most important goal. Some people, however, think that other types of progress are equally important for a country. Discuss both these views and give your own opinion.

**ĐỀ 45**

**Task 1:** The graph and chart below give information about migration to the UK. The graph below shows how long immigrants in the years 2000–2008 intended to stay in the UK. And the pie-chart shows reasons for migration in 2008.



**Task 2 :** Some people say that to prevent illness and disease, governments should focus more on reducing environmental pollution and housing problems. To what extent do you agree or disagree?